

||| HENRAD

Stelrad Group plc



Any room. Any home. Any lifestyle.




JUNE 2024

5/6	Silhouette	31/40	Column Range
7/8	Silhouette Concept	32	- Column 2
9/10	Everest Line	32	- Column 3
11/12	Everest Line Concept	32	- Column 4
13/14	Alto Line	33/34	- Column 2 Vertical
14	Alto Line Concept	35/36	- Column Concept
15/16	Plan	37/38	- Column Vertical Concept
17/18	Plan Concept	39/40	- Cast Iron Column
19/20	Plan Vertical	41/42	Stainless Steel Towel Rail
20	Plan Vertical Concept	43	Como Stainless Steel
21/30	Verona Range	44	Lecco Stainless Steel
22	- Verona Single Plane	45/46	Arno Towel Rail Range
22	- Verona Double Plane	46	- Arno Single
23/24	- Verona Vertical Single	46	- Arno Double
24	- Verona Vertical Double	47/48	Verona Towel Rail
24	- Verona Vertical Concept Single	49/50	LST Standard Deco
24	- Verona Vertical Concept Double	51/52	LST i Plus Deco
25	- Verona Lo-Line	53/54	Compact
26	- Verona Slimline	55/56	Compact 900 NEW
26	- Verona Slimline Concept	57/58	Compact K3
27/28	- Verona Vertical Chrome	59/60	Compact Vertical NEW
29/30	- Verona Side Chrome	61	Colour Range
		63/64	Specifications
		65	Accessories
		66	Glossary

Why Not Upgrade?

Column



Upgrade to a **Column**



Plan



Upgrade to a **Plan**



Silhouette or Everest Line



Upgrade to a **Silhouette**
or **Everest Line**



Compact





Compact 900



Compact Vertical

Cast Iron Column colour options



Henrad Express

Order now and receive within 48 hours



Guaranteed delivery within 48 hours on your premium radiators with **HENRAD EXPRESS 48h** for only £15 per radiator.



Ask your Merchant or Brand Specialist for more information

T&C's apply. £15 per radiator. Henrad (premium panel, column and concord) products only. Not including made to order products. Orders must be placed by 12noon in order to guarantee delivery to the branch within 48 hours.

Silhouette

The vertical lines on the Henrad Silhouette add a strong bold appeal to an already attractive designer radiator.



Silhouette Single Convactor Type 11

Height mm	Length mm	Henrad Code	Heat emissions	
			Watts	Btu/hr
300	500	98301105	235	802
	1000	98301110	470	1604
	1500	98301115	705	2405
500	400	98501104	298	1018
	600	98501106	448	1527
	700	98501107	522	1782
	800	98501108	597	2036
	900	98501109	671	2289
	1000	98501110	746	2545
	1100	98501111	821	2800
	1200	98501112	895	3054
	1400	98501114	1044	3563
600	1600	98501116	1194	4073
	1800	98501118	1343	4582
	400	98601104	348	1187
	600	98601106	522	1781
	700	98601107	609	2078
	800	98601108	696	2375
	900	98601109	783	2672
	1000	98601110	870	2968
	1100	98601111	957	3265
	1200	98601112	1044	3562
1400	98601114	1218	4156	
1600	98601116	1392	4750	
1800	98601118	1566	5343	
2000	98601120	1740	5937	

Btu/hr @ Δt50°C

Silhouette Double Convactor Type 22

Height mm	Length mm	Henrad Code	Heat emissions	
			Watts	Btu/hr
300	500	98302205	449	1532
	1000	98302210	898	3064
	1500	98302215	1347	4596
500	400	98502204	555	1894
	600	98502206	833	2842
	700	98502207	972	3315
	800	98502208	1110	3789
	900	98502209	1249	4262
	1000	98502210	1388	4736
	1100	98502211	1527	5210
	1200	98502212	1666	5683
	1400	98502214	1943	6630
600	1600	98502216	2221	7577
	1800	98502218	2498	8525
	400	98602204	640	2185
	600	98602206	961	3278
	700	98602207	1121	3824
	800	98602208	1281	4370
	900	98602209	1441	4917
	1000	98602210	1601	5463
	1100	98602211	1761	6009
	1200	98602212	1921	6555
1400	98602214	2241	7648	
1600	98602216	2562	8740	
1800	98602218	2882	9833	
2000	98602220	3202	10925	

Btu/hr @ Δt50°C



Silhouette Type 11



For technical and installation information visit our website www.henrad.co.uk/downloads

Silhouette
Type 11

Have you considered
Plan?

Silhouette Concept

The Henrad Silhouette Concept in Slate grey adds a modern feature to any room.



Silhouette Concept
Type 11



Silhouette Concept Type 11





Silhouette Concept is only available
in Slate grey RAL A7015.

For technical and installation information
visit our website www.henrad.co.uk/downloads

Silhouette Concept

Single Convector Type 11

Height mm	Length mm	Henrad Code	Heat emissions	
			Watts	Btu/hr
600	400	50601104	348	1187
	600	50601106	522	1781
	700	50601107	609	2078
	800	50601108	696	2375
	900	50601109	783	2672
	1000	50601110	870	2968
	1100	50601111	957	3265
	1200	50601112	1044	3562
	1400	50601114	1218	4156

Btu/hr @ $\Delta t 50^{\circ}\text{C}$

Silhouette Concept

Double Convector Type 22

Height mm	Length mm	Henrad Code	Heat emissions	
			Watts	Btu/hr
600	400	50602204	640	2184
	600	50602206	961	3279
	700	50602207	1121	3825
	800	50602208	1281	4371
	900	50602209	1441	4917
	1000	50602210	1601	5463
	1100	50602211	1761	6009
	1200	50602212	1921	6554
	1400	50602214	2241	7646

Btu/hr @ $\Delta t 50^{\circ}\text{C}$

Everest Line

With its flat front panel featuring pleasing horizontal lines the Everest Line radiator offers contemporary good looks, adding a new dimension to any room.



Everest Line Single Convector Type 11

Height mm	Length mm	Henrad Code	Heat emissions	
			Watts	Btu/hr
300	500	3031105	235	802
	1000	3031110	469	1601
	1500	3031115	704	2401
500	400	3051104	298	1017
	600	3051106	448	1530
	700	3051107	523	1784
	800	3051108	598	2040
	900	3051109	672	2293
	1000	3051110	746	2545
	1100	3051111	821	2803
	1200	3051112	897	3060
	1400	3051114	1046	3570
600	1600	3051116	1194	4075
	1800	3051118	1343	4584
	400	3061104	348	1188
	600	3061106	522	1782
	700	3061107	609	2078
	800	3061108	696	2375
	900	3061109	783	2672
	1000	3061110	870	2969
	1100	3061111	957	3265
	1200	3061112	1044	3563
1400	3061114	1219	4158	
1600	3061116	1392	4751	
1800	3061118	1566	5345	
2000	3061120	1741	5939	

Btu/hr @ Δt50°C

Everest Line Double Convector Type 22

Height mm	Length mm	Henrad Code	Heat emissions	
			Watts	Btu/hr
300	500	3032205	465	1587
	1000	3032210	929	3171
	1500	3032215	1394	4756
500	400	3052204	555	1894
	600	3052206	833	2843
	700	3052207	972	3315
	800	3052208	1110	3788
	900	3052209	1249	4262
	1000	3052210	1388	4737
	1100	3052211	1527	5210
	1200	3052212	1666	5686
	1400	3052214	1943	6631
600	1600	3052216	2222	7580
	1800	3052218	2499	8526
	400	3062204	640	2184
	600	3062206	961	3280
	700	3062207	1121	3825
	800	3062208	1281	4372
	900	3062209	1441	4917
	1000	3062210	1601	5464
	1100	3062211	1761	6009
	1200	3062212	1921	6556
1400	3062214	2241	7649	
1600	3062216	2563	8744	
1800	3062218	2883	9836	
2000	3062220	3203	10928	

Btu/hr @ Δt50°C

Everest Line Type 11



Everest Line Type 22



Everest Line
Type 22

Have you considered
Plan?



For technical and installation information
visit our website www.henrad.co.uk/downloads

Everest Line Concept

With its flat front panel featuring pleasing horizontal lines the Everest Line radiator offers contemporary good looks, adding a new dimension to any room.

Available from stock in Slate grey and in a range of popular sizes to suit most homes.



Everest Line
Concept Type 11

Everest Line Concept Type 11



Everest Line Concept

Single Convector Type 11

Height mm	Length mm	Henrad Code	Heat emissions	
			Watts	Btu/hr
600	400	3261104	348	1187
	600	3261106	522	1781
	700	3261107	609	2078
	800	3261108	696	2375
	900	3261109	783	2672
	1000	3261110	870	2968
	1100	3261111	957	3265
	1200	3261112	1044	3562
	1400	3261114	1218	4156

Btu/hr @ $\Delta t50^{\circ}\text{C}$

Everest Line Concept

Double Convector Type 22

Height mm	Length mm	Henrad Code	Heat emissions	
			Watts	Btu/hr
600	400	3262204	640	2184
	600	3262206	961	3279
	700	3262207	1121	3825
	800	3262208	1281	4371
	900	3262209	1441	4917
	1000	3262210	1601	5463
	1100	3262211	1761	6009
	1200	3262212	1921	6554
	1400	3262214	2241	7646

Btu/hr @ $\Delta t50^{\circ}\text{C}$



Everest Line Concept is only available
in Slate grey RAL A7015.

For technical and installation information
visit our website www.henrad.co.uk/downloads

Alto Line & Alto Line Concept

The Alto Line radiator incorporates all the features of the Everest Line but with a vertical line design.



Alto Line Concept

Alto Line



Alto Line

Double Convector Type 22

Height mm	Length mm	Henrad Code	Heat emissions	
			Watts	Btu/hr
1600	300	3162203	1026	3501
	500	3162205	1710	5835
1800	400	3182204	1476	5036
	500	3182205	1845	6295
	600	3182206	2214	7554
2000	400	3202204	1588	5405
	500	3202205	1980	6756
	600	3202206	2376	8107

Btu/hr @ $\Delta t50^{\circ}\text{C}$

Alto Line Concept

Double Convector Type 22

Height mm	Length mm	Henrad Code	Heat emissions	
			Watts	Btu/hr
1800	400	3282204	1476	5036
	500	3282205	1845	6295
	600	3282206	2214	7554

Btu/hr @ $\Delta t50^{\circ}\text{C}$



Alto Line Concept is only available in Slate grey RAL A7015.

This product can be installed as either BOE or Centre Tap. Centre Tap TRVs are now available, see page 65

For technical and installation information visit our website www.henrad.co.uk/downloads

Plan

Simplicity itself, the Plan range features a smooth, flat front panel with integrated top grille and side panels, providing a minimalistic, slimline, sleek and

modern appearance. Available in a range of sizes the Plan provides an instant level of sophistication to any room.

Plan Type 11



5 Year Warranty

IN STOCK

Tested to withstand 10 bar

For technical and installation information visit our website www.henrad.co.uk/downloads



Plan Type 22

Plan Single Convector Type 11

Height mm	Length mm	Henrad Code	Heat emissions	
			Watts	Btu/hr
300	500	4031105	235	802
	1000	4031110	469	1601
	1500	4031115	704	2401
500	400	4051104	298	1017
	600	4051106	448	1530
	800	4051108	597	2040
	1000	4051110	746	2545
	1200	4051112	895	3060
	1400	4051114	1044	3570
	1600	4051116	1194	4075
600	1800	4051118	1343	4584
	400	4061104	364	1242
	600	4061106	547	1866
	800	4061108	729	2487
	1000	4061110	911	3108
	1200	4061112	1093	3729
	1400	4061114	1275	4350
	1600	4061116	1392	4751
2000	1800	4061118	1566	5345
	2000	4061120	1741	5939

Btu/hr @ $\Delta t50^{\circ}\text{C}$

Plan Double Convector Type 22

Height mm	Length mm	Henrad Code	Heat emissions	
			Watts	Btu/hr
300	500	4032205	465	1587
	1000	4032210	929	3171
	1500	4032215	1394	4756
500	400	4052204	555	1894
	600	4052206	833	2843
	800	4052208	1110	3788
	1000	4052210	1388	4737
	1200	4052212	1666	5686
	1400	4052214	1943	6631
	1600	4052216	2222	7580
600	1800	4052218	2499	8526
	400	4062204	654	2232
	600	4062206	980	3344
	800	4062208	1307	4460
	1000	4062210	1634	5575
	1200	4062212	1961	6691
	1400	4062214	2288	7807
	1600	4062216	2563	8744
2000	1800	4062218	2883	9836
	2000	4062220	3203	10928

Btu/hr @ $\Delta t50^{\circ}\text{C}$

Plan Type 22

Have you considered Verona?

Plan Concept




Plan Concept
Type 22

Simplicity itself, the Plan range features a smooth, flat front panel with integrated top grille and side panels.

Available from stock in Slate grey and in a range of popular sizes to suit most homes.

Plan Concept Type 11



Plan Concept

Single Convector Type 11

Height mm	Length mm	Henrad Code	Heat emissions	
			Watts	Btu/hr
600	400	4251104	364	1242
	600	4251106	547	1866
	800	4251108	729	2487
	1000	4251110	911	3108
	1200	4251112	1093	3729
	1400	4251114	1275	4350

Btu/hr @ $\Delta t50^{\circ}\text{C}$

Plan Concept

Double Convector Type 22

Height mm	Length mm	Henrad Code	Heat emissions	
			Watts	Btu/hr
600	400	4252204	654	2232
	600	4252206	980	3344
	800	4252208	1307	4460
	1000	4252210	1634	5575
	1200	4252212	1961	6691
	1400	4252214	2288	7807

Btu/hr @ $\Delta t50^{\circ}\text{C}$

5
Year
Warranty

IN
STOCK

Tested to
withstand
10
bar

Plan Concept is only available
in Slate grey RAL A7015.

For technical and installation information
visit our website www.henrad.co.uk/downloads

Plan Vertical & Plan Vertical Concept

With an exceptionally slim profile and silky-smooth surface, the Henrad Plan Vertical offers a stylish alternative for domestic or commercial developments.



Plan Vertical Concept

Plan Vertical



Plan Vertical

Double Convector Type 22

Height mm	Length mm	Henrad Code	Heat emissions	
			Watts	Btu/hr
1800	400	4182204	1476	5036
	500	4182205	1845	6295
	600	4182206	2214	7554
2000	400	4202204	1588	5405
	500	4202205	1980	6756
	600	4202206	2376	8107

Btu/hr @ $\Delta t 50^{\circ}\text{C}$

Plan Vertical Concept

Double Convector Type 22

Height mm	Length mm	Henrad Code	Heat emissions	
			Watts	Btu/hr
1800	400	4282204	1476	5036
	500	4282205	1845	6295
	600	4282206	2214	7554

Btu/hr @ $\Delta t 50^{\circ}\text{C}$



Plan Vertical Concept is only available in Slate grey RAL A7015.

This product can be installed as either BOE or Centre Tap. Centre Tap TRVs are now available, see page 65

For technical and installation information visit our website www.henrad.co.uk/downloads

Verona Range



Verona Single Plane

Offering visual appeal combined with advanced technology, the Verona provides a contemporary solution for a huge range of applications.

The single and double plane radiators allow you to choose the right output for any surrounding.

Verona Single Plane



Verona Double Plane



Verona Single Plane

Height mm	Length mm	Henrad Code	Heat emissions	
			Watts	Btu/hr
444	800	248349	627	2139
	1000	248351	784	2675
	1200	248353	941	3211
592	500	248363	501	1709
	600	248364	601	2051
	700	248365	701	2392
	800	248366	802	2737
	1000	248368	1002	3419
	1200	248370	1202	4101
	1400	248371	1403	4787
	1600	248372	1603	5470
	1800	248373	1804	6156
	2000	248374	2004	6838

Btu/hr @ Δt50°C

Verona Double Plane

Height mm	Length mm	Henrad Code	Heat emissions	
			Watts	Btu/hr
444	800	248400	1095	3736
	1000	248402	1369	4671
	1200	248404	1643	5606
592	600	248415	1018	3474
	700	248416	1188	4054
	800	248417	1358	4634
	900	248418	1527	5210
	1000	248419	1697	5790
	1200	248421	2036	6947
	1400	248422	2376	8107
	1600	248423	2715	9264
	1800	248424	3055	10424
	2000	248425	3394	11581

Btu/hr @ Δt50°C

For technical and installation information visit our website www.henrad.co.uk/downloads

Verona Vertical & Verona Vertical Concept

With a choice of five types and a variety of sizes and outputs, the Verona allows extensive flexibility of siting, whilst breaking new barriers in heating efficiency.

Make a statement with Verona Vertical! Combining modern style and appeal that will fit in any new or existing space.




Verona Vertical

Verona Vertical Concept Single



Verona Vertical Concept Double illustrated



Verona Vertical Single

Height mm	Length mm	Henrad Code	Heat emissions	
			Watts	Btu/hr
1800	444	248340	852	2907
	592	248341	1136	3876
	740	248342	1420	4845
2000	444	248343	942	3214
	592	248344	1256	4286
	740	248345	1570	5357

Btu/hr @ $\Delta t50^{\circ}\text{C}$

Verona Vertical Double

Height mm	Length mm	Henrad Code	Heat emissions	
			Watts	Btu/hr
1800	444	248640	1254	4279
	592	248641	1672	5705
	740	248642	2090	7131
2000	444	248643	1386	4729
	592	248644	1848	6306
	740	248645	2310	7882

Btu/hr @ $\Delta t50^{\circ}\text{C}$

Verona Vertical Concept Single

Height mm	Length mm	Henrad Code	Heat emissions	
			Watts	Btu/hr
1800	444	248652	852	2907
	592	248653	1136	3876
	740	248654	1420	4845

Btu/hr @ $\Delta t50^{\circ}\text{C}$

Verona Vertical Concept Double

Height mm	Length mm	Henrad Code	Heat emissions	
			Watts	Btu/hr
1800	444	248655	1254	4279
	592	248656	1672	5705
	740	248657	2090	7131

Btu/hr @ $\Delta t50^{\circ}\text{C}$



Verona Vertical Concept is only available in Slate grey RAL A7015.

For technical and installation information visit our website www.henrad.co.uk/downloads

Verona Lo-Line

The modern Verona Lo-Line radiator has been specifically designed to be sited under window locations.



Verona Lo-Line

Double Convector Type 22

Height mm	Length mm	Henrad Code	Heat emissions	
			Watts	Btu/hr
148	800	248581	541	1846
	1400	248311	946	3228
	2000	248314	1352	4613
	2200	248315	1487	5074
296	800	248316	892	3044
	1400	248319	1561	5326
	2000	248322	2230	7609
	2200	248323	2453	8370

Btu/hr @ Δt50°C



For technical and installation information visit our website www.henrad.co.uk/downloads

Verona Lo-Line

Verona Slimline & Verona Slimline Concept

The practical design of the Verona Slimline radiator is ideally suited to smaller spaces to deliver maximum heat output.

Verona Slimline

Height mm	Length mm	Henrad Code	Heat emissions	
			Watts	Btu/hr
1800	320	248300	872	2976
	440	248301	1199	4092
	520	248302	1417	4836
	640	248303	1744	5952
2000	320	248304	978	3338
	440	248305	1344	4587
	520	248306	1589	5423
	640	248307	1956	6676

Btu/hr @ Δt50°C

Verona Slimline Concept

Height mm	Length mm	Henrad Code	Heat emissions	
			Watts	Btu/hr
1800	320	248658	872	2976
	440	248659	1199	4092
	520	248660	1417	4836
	640	248661	1744	5952

Btu/hr @ Δt50°C



Verona Slimline Concept is only available in Slate grey RAL A7015.

For technical and installation information visit our website www.henrad.co.uk/downloads

Verona Slimline Concept

Verona Slimline

Verona Vertical Chrome

This stunning, popular flat panelled radiator sees it reaching new heights with its mirror chrome finish reflecting its polish and quite literally its surroundings.

It adds huge appeal through its vertical design that sees it slip perfectly into its surroundings, irrespective of colour scheme or design.



Verona Vertical Chrome



Verona Vertical Chrome

Height mm	Length mm	Henrad Code	Heat emissions	
			Watts	Btu/hr
1800	310	751101	395	1348
	390	751102	495	1688
	470	751103	528	1801
	604	751104	654	2232

Btu/hr @ $\Delta t50^{\circ}\text{C}$




For technical and installation information visit our website www.henrad.co.uk/downloads

Verona Side Chrome

An example of a striking modern radiator that has progressed from being an effective heating appliance to becoming a centre piece of the décor – the Side

Chrome provides its own talking point. Elegant, stunning, yet understated, it reflects luxury and radiance.



Verona Side Chrome

Height mm	Length mm	Henrad Code	Heat emissions	
			Watts	Btu/hr
830	500	712001	221	754
1130	500	712002	297	1013
1430	500	712003	371	1266
1730	500	712004	448	1529

Btu/hr @ $\Delta t 50^{\circ}\text{C}$



For technical and installation information visit our website www.henrad.co.uk/downloads

Verona Side Chrome

Column Range

The most modern execution of a traditional concept, this classic style brings innovation and reliability to a high performance design.

Vertical and horizontal options offer a modern alternative to a traditional panel radiator, and will enhance both contemporary and traditional settings.



Column 2

Height mm	Length mm	Henrad Code	Heat emissions	
			Watts	Btu/hr
500	624	313012	494	1685
	854	313013	684	2332
	1038	313014	836	2851
	1268	313015	1026	3499
600	624	313028	582	1986
	854	313029	806	2750
	1038	313030	986	3361
	1268	313031	1210	4125

Btu/hr @ Δt50°C



For technical and installation information visit our website www.henrad.co.uk/downloads

Due to production tolerances, the length of the product and therefore the tap centres could contain a variation of +/- 1.5% of the overall stated length.

Column 3

Height mm	Length mm	Henrad Code	Heat emissions	
			Watts	Btu/hr
300	440	313000	298	1016
	624	313001	430	1467
	854	313002	596	2032
	1038	313003	728	2483
	1268	313004	894	3048
	1452	313005	1026	3499
500	1866	313006	1324	4515
	440	313016	464	1584
	624	313017	671	2287
	854	313018	929	3167
	1038	313019	1135	3871
	1268	313020	1393	4751
600	1452	313021	1600	5455
	1866	313022	2064	7038
	440	313032	547	1866
	624	313033	790	2695
	854	313034	1094	3732
	1038	313035	1338	4561
750	1268	313036	1642	5598
	1452	313037	1885	6427
	1866	313038	2432	8293
	854	313044	1341	4573
	1038	313045	1639	5589
	1268	313046	2012	6859
750	1452	313047	2310	7875
	1866	313048	2980	10162

Btu/hr @ Δt50°C



Column 4

Height mm	Length mm	Henrad Code	Heat emissions	
			Watts	Btu/hr
300	440	313007	381	1298
	624	313008	550	1875
	854	313009	761	2596
	1038	313010	931	3173
500	1268	313011	1142	3895
	440	313023	615	2096
	624	313024	888	3028
	854	313025	1229	4192
600	1038	313026	1503	5124
	1268	313027	1844	6288
	440	313039	730	2489
	624	313040	1054	3595
750	854	313041	1460	4978
	1038	313042	1784	6084
	1268	313043	2190	7467
	440	313049	900	3069
750	624	313050	1300	4433
	854	313051	1800	6138
	1038	313052	2200	7502
	1268	313053	2700	9207

Btu/hr @ Δt50°C

Column 3

Have you considered Column Concept?

Column Vertical

The most modern execution of a traditional concept, this classic style brings innovation and reliability to a high performance design.

Vertical and horizontal options offer a modern alternative to a traditional panel radiator, and will enhance both contemporary and traditional settings.



Column 2 Vertical



Column 2 Vertical

Height mm	Length mm	Henrad Code	Heat emissions	
			Watts	Btu/hr
1800	348	313054	896	3055
	440	313055	1152	3928
2000	348	313056	994	3390
	440	313057	1278	4358
2500	348	313058	1260	4297
	440	313059	1620	5524

Btu/hr @ $\Delta t 50^{\circ}\text{C}$



For technical and installation information
visit our website www.henrad.co.uk/downloads

Due to production tolerances, the length of the product and therefore the tap centres could contain a variation of +/- 1.5% of the overall stated length.


Column Concept



Column Concept

A new take on a timeless classic, Column Concept will add a touch of class to any room. Available in Slate grey and in a range of popular sizes to suit most homes.

Column Concept 3



Column Concept 3

Height mm	Length mm	Henrad Code	Heat emissions	
			Watts	Btu/hr
600	624	313133	790	2695
	854	313134	1094	3732
	1038	313135	1338	4561
	1268	313136	1642	5598

Btu/hr @ $\Delta t 50^{\circ}\text{C}$

Column Concept 4

Height mm	Length mm	Henrad Code	Heat emissions	
			Watts	Btu/hr
600	624	313140	1054	3595
	854	313141	1460	4978
	1038	313142	1784	6084
	1268	313143	2190	7467

Btu/hr @ $\Delta t 50^{\circ}\text{C}$



Column Concept is only available in Slate grey RAL A7015.

For technical and installation information visit our website www.henrad.co.uk/downloads

Column Vertical Concept

A new take on a timeless classic, Column Vertical Concept will add a touch of class to any room. Available in Slate grey and in two sizes to suit most homes.



Column Vertical Concept 2



Column Vertical Concept 2

Height mm	Length mm	Henrad Code	Heat emissions	
			Watts	Btu/hr
1800	440	313155	1152	3928
2000	440	313157	1278	4358

Btu/hr @ $\Delta t 50^{\circ}\text{C}$



Column Vertical Concept is only available in Slate grey RAL A7015.

For technical and installation information visit our website www.henrad.co.uk/downloads

Cast Iron Column

The Cast Iron Column is a modern twist on a timeless classic, and handmade in 10 different colour options with optional Antique Brass or Brushed Nickel radiator valves.

The Cast Iron Column stands proud of the wall and creates a statement in a period or modern home. This floor standing radiator, with inbuilt feet for additional stability is built to last.



Cast Iron Column

10 Year Warranty

MADE TO ORDER

Tested to withstand **6 bar**

Cast Iron Column is only available as a 4 & 6 column radiator with 10 different colour options.

For technical and installation information visit our website www.henrad.co.uk/downloads

- Please note:** Due to the weight of the product a 2-man lift is required. For important information regarding weight and delivery please visit www.henrad.co.uk

Cast Iron Column 4

Height mm	Length mm	Sections	Henrad Code	Heat emissions		Weight kg
				Watts	Btu/hr	
360	512	8	264073	378	1291	28
	573	9	264074	426	1452	31
	634	10	264075	473	1614	34
	695	11	264076	520	1775	38
	756	12	264077	568	1937	41
	816	13	264078	615	2098	45
	877	14	264079	662	2259	48
	938	15	264080	710	2421	52
	999	16	264081	757	2582	55
	1060	17	264082	804	2744	59
505	1120	18	264083	851	2905	62
	1181	19	264084	899	3066	65
	512	8	264085	538	1834	34
	573	9	264086	605	2064	38
	634	10	264087	672	2293	42
	695	11	264088	739	2522	46
	756	12	264089	806	2751	50
	816	13	264090	874	2981	55
	877	14	264091	941	3210	59
	938	15	264092	1008	3439	63
660	999	16	264093	1075	3669	67
	1060	17	264094	1142	3898	71
	1120	18	264095	1210	4127	75
	1181	19	264096	1277	4356	80
	512	8	264001	706	2410	44
	573	9	264002	795	2712	50
	634	10	264003	883	3013	56
	695	11	264004	971	3314	61
	756	12	264005	1060	3615	67
	816	13	264006	1148	3917	72
760	877	14	264007	1236	4218	78
	938	15	264008	1325	4519	83
	999	16	264009	1413	4820	89
	1060	17	264010	1501	5122	94
	1120	18	264011	1589	5423	100
	1181	19	264012	1678	5724	106
	512	8	264013	852	2907	50
	573	9	264014	959	3270	56
	643	10	264015	1065	3634	62
	695	11	264016	1172	3997	68
960	756	12	264017	1278	4361	75
	816	13	264018	1385	4724	81
	877	14	264019	1491	5087	87
	938	15	264020	1598	5451	93
	999	16	264021	1704	5814	100
	1060	17	264022	1811	6177	106
	1120	18	264023	1917	6541	112
	1181	19	264024	2024	6904	118
	512	8	264025	1019	3478	63
	573	9	264026	1147	3912	71
960	634	10	264027	1274	4347	79
	695	11	264028	1401	4782	86
	756	12	264029	1529	5216	94
	816	13	264030	1656	5651	102
	877	14	264031	1784	6086	110
	938	15	264032	1911	6520	118
	999	16	264033	2038	6955	126
	1060	17	264034	2166	7390	133
	1120	18	264035	2293	7824	141
	1181	19	264036	2421	8259	149

Cast Iron Column 6

Height mm	Length mm	Sections	Henrad Code	Heat emissions		Weight kg
				Watts	Btu/hr	
505	512	8	264037	772	2634	67
	573	9	264038	869	2963	75
	634	10	264039	965	3293	84
	695	11	264040	1062	3622	92
	756	12	264041	1158	3951	100
	816	13	264042	1255	4280	109
	877	14	264043	1351	4610	117
	938	15	264044	1448	4939	125
	999	16	264045	1544	5268	134
	1060	17	264046	1641	5597	142
660	1120	18	264047	1737	5927	150
	1181	19	264048	1834	6256	159
	512	8	264049	1012	3453	77
	573	9	264050	1139	3885	86
	634	10	264051	1265	4316	96
	695	11	264052	1392	4748	105
	756	12	264053	1518	5179	115
	816	13	264054	1645	5611	125
	877	14	264055	1771	6043	134
	938	15	264056	1898	6474	144
960	999	16	264057	2024	6906	153
	1060	17	264058	2151	7338	163
	1120	18	264059	2277	7769	173
	1181	19	264060	2404	8201	182
	512	8	264061	1459	4979	98
	573	9	264062	1642	5601	111
	634	10	264063	1824	6223	123
	695	11	264064	2006	6846	135
	756	12	264065	2189	7468	147
	816	13	264066	2371	8091	160
960	877	14	264067	2554	8713	172
	938	15	264068	2736	9335	184
	999	16	264069	2918	9958	196
	1060	17	264070	3101	10580	209
	1120	18	264071	3283	11202	221
	1181	19	264072	3466	11825	233

Colour Options



Stainless Steel Towel Rail

A striking, modern play on the traditional ladder rail, featuring narrow tubular rails that grace either a bathroom or kitchen perfectly. Available in either

polished or brushed stainless steel finish, this new offering provides a crisp new approach to an age-old solution.



Stainless Steel Towel Rail

Brushed

Polished



Stainless Steel Towel Rail - Brushed Steel

Stainless Steel Towel Rail

Brushed

Height mm	Length mm	Henrad Code	Heat emissions Watts	Heat emissions Btu/hr
750	500	742001	190	648
1200	500	742002	299	1020
	600	742003	340	1160
1500	500	742004	370	1262

Btu/hr @ $\Delta t 50^{\circ}\text{C}$

Polished

Height mm	Length mm	Henrad Code	Heat emissions Watts	Heat emissions Btu/hr
750	500	741001	190	648
1200	500	741002	299	1020
	600	741003	340	1160
1500	500	741004	370	1262

Btu/hr @ $\Delta t 50^{\circ}\text{C}$



For technical and installation information visit our website www.henrad.co.uk/downloads

Como Stainless Steel

Como provides a strikingly modern, flattened rectangular tube design radiator that is equally at ease in the bathroom as the kitchen. Available in brushed stainless steel only, it creates an ambience of its own within a wider design space, creating a conversation piece for any room in which it finds a home.

Como Stainless Steel

Height mm	Length mm	Henrad Code	Heat emissions	
			Watts	Btu/hr
750	500	720001	247	843
1000	500	720002	306	1044
1200	500	720003	341	1164
1500	500	720004	421	1437

Btu/hr @ $\Delta t 50^{\circ}\text{C}$



For technical and installation information visit our website www.henrad.co.uk/downloads

Como
Stainless Steel

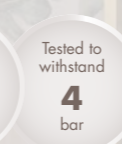
Lecco Stainless Steel

Lecco, exclusive to Stelrad Group plc, offers a tantalising new modern radiator profile, featuring a combination of traditional ladder rail and contemporary window style radiator in a stunning amalgam of stainless steel, providing a unique blend of ancient and modern in one striking radiator for the kitchen or bathroom.

Lecco Stainless Steel

Height mm	Length mm	Henrad Code	Heat emissions	
			Watts	Btu/hr
1200	500	730001	200	682

Btu/hr @ $\Delta t 50^{\circ}\text{C}$



For technical and installation information visit our website www.henrad.co.uk/downloads

Lecco
Stainless Steel

Arno Towel Rail Range

Elegant tube on tube design consisting of a tight array of slim tubes makes the Arno range an easy choice for any bathroom or kitchen.



Arno Towel Rail

Colour illustrated Iron grey RAL A701 1

Arno Single

Height mm	Length mm	Henrad Code	UIN Colour*	Heat emissions	
				Watts	Btu/hr
792	450	417902450	417902451	408	1392
	500	417902500	417902501	452	1542
	600	417902600	417902601	540	1842
	750	417902750	417902751	672	2293
1088	450	411002450	411002451	560	1911
	500	411002500	411002501	615	2098
	600	411002600	411002601	725	2474
	750	411002750	411002751	890	3037
1680	450	411602450	411602451	849	2897
	500	411602500	411602501	929	3170
	600	411602600	411602601	1090	3719
	750	411602750	411602751	1331	4541
1976	450	411902450	411902451	985	3361
	500	411902500	411902501	1080	3685
	600	411902600	411902601	1271	4337
	750	411902750	411902751	1557	5312

Btu/hr @ Δt50°C

Arno Double

Height mm	Length mm	Henrad Code	UIN Colour*	Heat emissions	
				Watts	Btu/hr
792	450	427902450	427902451	593	2023
	500	427902500	427902501	657	2242
	600	427902600	427902601	787	2685
	750	427902750	427902751	982	3351
1088	450	421002450	421002451	775	2644
	500	421002500	421002501	860	2934
	600	421002600	421002601	1030	3514
	750	421002750	421002751	1287	4391
1680	450	421602450	421602451	1200	4094
	500	421602500	421602501	1327	4528
	600	421602600	421602601	1583	5401
	750	421602750	421602751	1967	6711
1976	450	421902450	421902451	1409	4808
	500	421902500	421902501	1556	5309
	600	421902600	421902601	1852	6319
	750	421902750	421902751	2296	7834

Btu/hr @ Δt50°C

5 Year Warranty

WHITE IN STOCK

Tested to withstand **6** bar

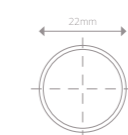
Colours are made to order

Colour options available, see page 61

Centre Tap TRVs are now available, see page 65

For technical and installation information visit our website www.henrad.co.uk/downloads

Tube Dimensions



*Price of coloured radiators are available on request. When a coloured radiator has been ordered it cannot be cancelled or returned. All coloured radiators have up to an 14 week lead time from date of order.

Verona Towel Rail

The Verona Towel Rail offers a stunning alternative to tubular towel rails. Providing a contemporary solution to a wide range of building applications.



Verona Towel Rail

Verona Towel Rail

Height mm	Length mm	Henrad		Heat emissions	
		Code	UIN Colour*	Watts	Btu/hr
796	450	437902450	437902451	369	1259
	600	437902600	437902601	483	1648
1121	450	431102450	431102451	503	1716
	600	431102600	431102601	658	2245
1446	450	431402450	431402451	639	2180
	600	431402600	431402601	834	2846
1706	450	431702450	431702451	749	2556
	600	431702600	431702601	975	3327

Btu/hr @ Δt50°C



Colours are made to order

Colour options available, see page 61

Centre Tap TRVs are now available, see page 65

For technical and installation information visit our website www.henrad.co.uk/downloads

*Price of coloured radiators are available on request.
When a coloured radiator has been ordered it cannot be cancelled or returned.
All coloured radiators have up to an 14 week lead time from date of order.

Tube Dimensions



Colour illustrated Pastel orange RAL A2003

LST Standard Deco



LST Standard Deco






ON EMITTER ON CASING

For technical and installation information visit our website www.henrad.co.uk/downloads

The LST Standard Deco has been specifically designed to meet the highest standards for low surface temperature radiators.

The range meets the NHS guidance for 'safe hot water and surface temperature'. All radiators are finished with an anti-bacterial paint as standard.

LST Standard Deco

Single Convector Type 11

Casing Height mm	Casing Length mm	Henrad Code	Heat emissions Watts	Heat emissions Btu/hr
500	560	245000*	196	669
	760	245001	293	1000
	960	245002	391	1334
	1160	245003	489	1668
	1360	245004	587	2003
	1560	245005	685	2337
	1760	245006	782	2668
650	1960	245007	880	3003
	560	245024*	290	989
	760	245025*	435	1484
	960	245026*	580	1979
	1160	245027*	725	2474
	1360	245028*	870	2968
	1560	245029	1015	3463
800	1760	245030	1160	3958
	1960	245031	1305	4453
	460	245072	274	935
	560	245048	365	1245
	760	245049	548	1870
	960	245050	730	2491
	1160	245051	913	3115
800	1360	245052	1096	3740
	1560	245053	1278	4361
	1760	245054	1461	4985
	1960	245055	1643	5606

Btu/hr @ Δt50°C

*STOCKED RADIATORS



- 100mm pitch on the front fascia
- LST Standard Deco gives you the option to specify controls.
- LST Standard Deco has the option to reverse the attractive outer casing to suit the pipe layout.
- For peace of mind the paint finish is anti-bacterial.
- The LST Standard Deco comes complete with all components required in one easy package.
- The internal emitter generates excellent heat outputs through convection.
- Tested to high standards, the emitter has a maximum working pressure of 145psi

LST Standard Deco

Double Convector Type 21

Casing Height mm	Casing Length mm	Henrad Code	Heat emissions Watts	Heat emissions Btu/hr
500	560	245008	284	969
	760	245009	426	1454
	960	245010	568	1938
	1160	245011	710	2423
	1360	245012	852	2907
	1560	245013	994	3392
	1760	245014	1136	3876
650	1960	245015	1278	4361
	560	245032	386	1317
	760	245033	580	1979
	960	245034	773	2637
	1160	245035	966	3296
	1360	245036	1159	3955
	1560	245037	1352	4613
800	1760	245038	1546	5275
	1960	245039	1739	5933
	560	245056	501	1709
	760	245057	751	2562
	960	245058	1002	3419
	1160	245059	1252	4272
	1360	245060	1502	5125
800	1560	245061	1753	5981
	1760	245062	2003	6834
	1960	245063	2254	7691

Btu/hr @ Δt50°C

LST Standard Deco

Double Convector Type 22

Casing Height mm	Casing Length mm	Henrad Code	Heat emissions Watts	Heat emissions Btu/hr
500	560	245016*	348	1187
	760	245017*	522	1781
	960	245018	696	2375
	1160	245019*	870	2968
	1360	245020	1044	3562
	1560	245021	1218	4156
	1760	245022	1392	4750
650	1960	245023	1566	5343
	560	245040*	478	1631
	760	245041*	717	2446
	960	245042*	956	3262
	1160	245043*	1195	4077
	1360	245044*	1434	4893
	1560	245045*	1673	5708
800	1760	245046*	1912	6524
	1960	245047*	2151	7339
	460	245073	461	1573
	560	245064	615	2098
	760	245065*	922	3146
	960	245066*	1230	4197
	1160	245067*	1537	5244
800	1360	245068*	1844	6292
	1560	245069*	2152	7343
	1760	245070*	2459	8390
	1960	245071*	2767	9441

Btu/hr @ Δt50°C

LST i Plus Deco



The LST i Plus Deco has been specifically designed to meet the highest standards for low surface temperature radiators.

The range meets the NHS guidance for 'safe hot water and surface temperature'. All radiators are finished with an anti-bacterial paint as standard.

LST i Plus Deco

Single Convector Type 11

Casing Height mm	Casing Length mm	Henrad Code	Heat emissions	
			Watts	Btu/hr
500	650	245200	196	669
	850	245201	293	1000
	1050	245202	391	1334
	1250	245203	489	1668
	1450	245204	587	2003
	1650	245205	685	2337
	1850	245206	782	2668
650	2050	245207	880	3003
	650	245208	290	989
	850	245209	435	1484
	1050	245210	580	1979
	1250	245211	725	2474
	1450	245212	870	2968
	1650	245213	1015	3463
800	1850	245214	1160	3958
	2050	245215	1305	4453
	650	245216	365	1245
	850	245217	548	1870
	1050	245218	730	2491
	1250	245219	913	3115
	1450	245220	1096	3740
	1650	245221	1278	4361
	1850	245222	1461	4985
	2050	245223	1643	5606

Btu/hr @ Δt50°C



- 100mm pitch on the front fascia
- An arthritic adaptor is supplied as standard for specifically chosen environments
- LST i Plus Deco gives you the option to specify controls.
- LST i Plus Deco has the option to reverse the attractive outer casing to suit the pipe layout.
- For peace of mind the paint finish is anti-bacterial.
- The LST i Plus Deco comes complete with all components required in one easy package.
- The internal emitter generates excellent heat outputs through convection.
- Tested to high standards, the emitter has a maximum working pressure of 145psi

LST i Plus Deco

Double Convector Type 21

Casing Height mm	Casing Length mm	Henrad Code	Heat emissions	
			Watts	Btu/hr
500	650	245248	284	969
	850	245249	426	1454
	1050	245250	568	1938
	1250	245251	710	2423
	1450	245252	852	2907
	1650	245253	994	3392
	1850	245254	1136	3876
650	2050	245255	1278	4361
	650	245256	386	1317
	850	245257	580	1979
	1050	245258	773	2637
	1250	245259	966	3296
	1450	245260	1159	3955
	1650	245261	1352	4613
800	1850	245262	1546	5275
	2050	245263	1739	5933
	650	245264	501	1709
	850	245265	751	2562
	1050	245266	1002	3419
	1250	245267	1252	4272
	1450	245268	1502	5125
	1650	245269	1753	5981
	1850	245270	2003	6834
	2050	245271	2254	7691

Btu/hr @ Δt50°C

LST i Plus Deco

Double Convector Type 22

Casing Height mm	Casing Length mm	Henrad Code	Heat emissions	
			Watts	Btu/hr
500	650	245224	348	1187
	850	245225	522	1781
	1050	245226	696	2375
	1250	245227	870	2968
	1450	245228	1044	3562
	1650	245229	1218	4156
	1850	245230	1392	4750
650	2050	245231	1566	5343
	650	245232	478	1631
	850	245233	717	2446
	1050	245234	956	3262
	1250	245235	1195	4077
	1450	245236	1434	4893
	1650	245237	1673	5708
800	1850	245238	1912	6524
	2050	245239	2151	7339
	650	245240	615	2098
	850	245241	922	3146
	1050	245242	1230	4197
	1250	245243	1537	5244
	1450	245244	1844	6292
	1650	245245	2152	7343
	1850	245246	2459	8390
	2050	245247	2767	9441

Btu/hr @ Δt50°C

LST i Plus Deco

ON EMITTER ON CASING

For technical and installation information visit our website www.henrad.co.uk/downloads

Compact

With a slim profile and smooth, white finish, Compact radiators will blend into any room in the house, to provide guaranteed heating performance.



Compact Type 11

Single Convector Type 11 & Type 21, Double Convector Type 22

Have you considered Silhouette or Everest Line?



Type 11

Type 21

Type 22

10 Year Warranty

IN STOCK

Tested to withstand **10** bar

For technical and installation information visit our website www.henrad.co.uk/downloads



SINGLE CONVECTOR TYPE 11



SINGLE CONVECTOR TYPE 21



DOUBLE CONVECTOR TYPE 22

Height mm	Length mm	SINGLE CONVECTOR TYPE 11			SINGLE CONVECTOR TYPE 21			DOUBLE CONVECTOR TYPE 22		
		Henrad Code	Watts	Heat emissions Btu/hr	Henrad Code	Watts	Heat emissions Btu/hr	Henrad Code	Watts	Heat emissions Btu/hr
300	500	2031105	255	868	2032105	373	1271	2032205	491	1675
	1000	2031110	509	1737	2032110	745	2542	2032210	982	3351
	1500	2031115	764	2605	2032115	1118	3813	2032215	1473	5026
	1600	-	-	-	-	-	-	2032216	1571	5362
	2000	2031120	1018	3473	2032120	1490	5084	2032220	1964	6701
450	400	2011104	302	1032	2012104	422	1440	2012204	548	1871
	500	2011105	378	1290	2012105	528	1800	2012205	686	2339
	600	2011106	454	1548	2012106	633	2160	2012206	823	2807
	700	2011107	529	1806	2012107	739	2520	2012207	960	3274
	800	2011108	605	2064	2012108	844	2880	2012208	1097	3742
	900	2011109	680	2322	2012109	950	3240	2012209	1234	4210
	1000	2011110	756	2579	2012110	1055	3600	2012210	1371	4678
	1100	2011111	832	2837	2012111	1161	3960	2012211	1508	5146
	1200	2011112	907	3095	2012112	1266	4320	2012212	1645	5613
	1400	2011114	1058	3611	2012114	1477	5040	2012214	1919	6549
	1600	2011116	1210	4127	2012116	1688	5759	2012216	2194	7485
	1800	2011118	1361	4643	2012118	1899	6479	2012218	2468	8420
	2000	2011120	1512	5159	2012120	2110	7199	2012220	2742	9356
	2200	2011122	1663	5675	-	-	-	2012222	3016	10291
2400	2011124	1814	6191	-	-	-	2012224	3290	11227	
600	300	2061103	294	1003	-	-	-	-	-	-
	400	2061104	392	1338	2062104	538	1836	2062204	693	2364
	500	2061105	490	1672	2062105	673	2295	2062205	866	2955
	600	2061106	588	2006	2062106	807	2753	2062206	1039	3546
	700	2061107	686	2341	2062107	942	3212	2062207	1212	4137
	800	2061108	784	2675	2062108	1076	3671	2062208	1386	4728
	900	2061109	882	3009	2062109	1211	4130	2062209	1559	5319
	1000	2061110	980	3344	2062110	1345	4589	2062210	1732	5910
	1100	2061111	1078	3678	2062111	1480	5048	2062211	1905	6501
	1200	2061112	1176	4013	2062112	1614	5507	2062212	2078	7092
	1400	2061114	1372	4681	2062114	1883	6425	2062214	2425	8273
	1600	2061116	1568	5350	2062116	2152	7343	2062216	2771	9455
	1800	2061118	1764	6019	2062118	2421	8260	2062218	3118	10637
	2000	2061120	1960	6688	2062120	2690	9178	2062220	3464	11819
2200	2061122	2156	7356	-	-	-	2062222	3810	13001	
2400	2061124	2352	8025	-	-	-	2062224	4157	14183	
700	400	2071104	447	1527	2072104	612	2088	2072204	784	2676
	500	2071105	559	1906	2072105	765	2610	2072205	981	3345
	600	2071106	670	2287	2072106	918	3132	2072206	1177	4015
	700	2071107	782	2668	2072107	1071	3654	2072207	1373	4684
	800	2071108	894	3049	2072108	1224	4176	2072208	1569	5353
	900	2071109	1005	3430	2072109	1377	4698	2072209	1765	6022
	1000	2071110	1117	3811	2072110	1530	5220	2072210	1961	6691
	1100	2071111	1229	4192	2072111	1683	5742	2072211	2157	7360
	1200	2071112	1340	4573	2072112	1836	6264	2072212	2353	8029
	1400	2071114	1564	5336	2072114	2142	7309	2072214	2745	9367
1600	2071116	1787	6098	2072116	2448	8353	2072216	3138	10705	
1800	2071118	2011	6860	2072118	2754	9397	2072218	3530	12044	
2000	2071120	2234	7622	2072120	3060	10441	2072220	3922	13382	

Btu/hr @ Δt50°C

NEW Compact 900

As part of the best selling Henrad Compact range, the Compact 900 has been designed with the future in mind. It is fully compatible with low temperature systems and is in stock for immediate delivery.



Compact 900
Type 22



Compact 900 Type 11

NEW Compact 900 Single Convector Type 11

Height mm	Length mm	Henrad Code	Heat emissions	
			Watts	Btu/hr
900	400	2091104	544	1856
	500	2091105	680	2320
	600	2091106	816	2784
	700	2091107	952	3248
	800	2091108	1088	3712
	900	2091109	1224	4176
	1000	2091110	1360	4640

Btu/hr @ $\Delta t50^{\circ}\text{C}$

NEW Compact 900 Double Convector Type 22

Height mm	Length mm	Henrad Code	Heat emissions	
			Watts	Btu/hr
900	400	2092204	958	3269
	500	2092205	1198	4088
	600	2092206	1437	4903
	700	2092207	1677	5722
	800	2092208	1916	6537
	900	2092209	2156	7356
	1000	2092210	2395	8172

Btu/hr @ $\Delta t50^{\circ}\text{C}$

10
Year
Warranty

IN
STOCK

Tested to
withstand
10
bar

For technical and installation information
visit our website www.henrad.co.uk/downloads

Compact K3



Compact K3

The Compact K3 is the ideal choice for low energy systems, providing outstanding heat output from a smaller footprint.







For technical and installation information visit our website www.henrad.co.uk/downloads

Compact K3

Triple Convector Type 33

Height mm	Length mm	Henrad Code	Heat emissions	
			Watts	Btu/hr
300	1000	2033310	1349	4603
	2000	2033320	2698	9206
500	600	2053306	1234	4210
	700	2053307	1439	4910
	800	2053308	1645	5613
	900	2053309	1850	6312
	1000	2053310	2056	7015
	1100	2053311	2262	7718
	1200	2053312	2467	8417
	1400	2053314	2878	9820
	1600	2053316	3290	11225
	1800	2053318	3701	12628
600	2000	2053320	4112	14030
	2400	2053324	4934	16835
	400	2063304	956	3262
	500	2063305	1195	4077
	600	2063306	1433	4889
	700	2063307	1672	5705
	800	2063308	1911	6520
	900	2063309	2150	7336
	1000	2063310	2389	8151
	1100	2063311	2628	8967
	1200	2063312	2867	9782
	1400	2063314	3345	11413
	1600	2063316	3822	13041
	1800	2063318	4300	14672
700	2000	2063320	4778	16303
	2400	2063324	5734	19564
	500	2073305	1356	4627
	600	2073306	1627	5551
	700	2073307	1898	6476
	800	2073308	2170	7404
	900	2073309	2441	8329
	1000	2073310	2712	9253
	1100	2073311	2983	10178
	1200	2073312	3254	11103
1400	2073314	3797	12955	
1600	2073316	4339	14805	
1800	2073318	4882	16657	
2000	2073320	5424	18507	

Btu/hr @ $\Delta t 50^{\circ}\text{C}$

NEW Compact Vertical

The Compact Vertical offers a smart, stylish look with excellent performance whilst being fully compatible with low temperature systems.



Compact Vertical



NEW Compact Vertical

Double Convector Type 22

Height mm	Length mm	Henrad Code	Heat emissions	
			Watts	Btu/hr
1800	400	2182204	1584	5405
	500	2182205	1980	6756
	600	2182206	2376	8107

Btu/hr @ $\Delta t50^{\circ}\text{C}$



For technical and installation information
visit our website www.henrad.co.uk/downloads

Colour Range

The colours shown throughout the brochure are reproduced as accurately as this process will allow and can be made to order on the identified products. Please Note: Colour options are available in the Arno Towel Rail Range and Verona Towel Rail only. Price of coloured radiators are available on request. When a coloured radiator has been ordered it cannot be cancelled or returned. All coloured radiators have up to an 14 week lead time from date of order.

Natural Colour

NT110 Papyrus white 510110	NT120 Pearl white 510120	NT130 Champagne 510130	NT140 Beige 510140	NT160 Pebble grey 510160	NT170 Quartz grey 510170	
SN110 Cream white 530110	SN120 Cream 530120	SN130 Mocca 530130	SN140 Bordeaux 530140	SN150 Sepia 530150	SN160 Pale blue 530160	SN170 Black 530170

Metallic Colour

ML110 Dove grey 520110	ML120 Titanium grey 520120	ML140 Granite 520140	ML150 Cappuccino 520150	ML160 Terra brown 520160	ML170 Graphite black 520170

RAL Colour

A1004 Golden yellow 541004	A2003 Pastel orange 542003	A3002 Carmine red 543002	A5002 Ultramarine blue 545002	A6018 Yellow green 546018	A7001 Silver grey 547001	A7011 Iron grey 547011
A7016 Anthracite grey 547016	A7030 Stone grey 547030	A7035 Light grey 547035	A8017 Chocolate brown 548017	A9003 Signal white 549003	A9005 Jet black 549005	A9016 Traffic white
Natural Cast Available for Cast Iron Column only.	A7015 Slate grey Available for Alto Line Concept, Column Concept, Column Vertical Concept, Everest Line Concept, Plan Concept, Plan Vertical Concept, Silhouette Concept, Verona Slimline Concept & Verona Vertical Concept.					

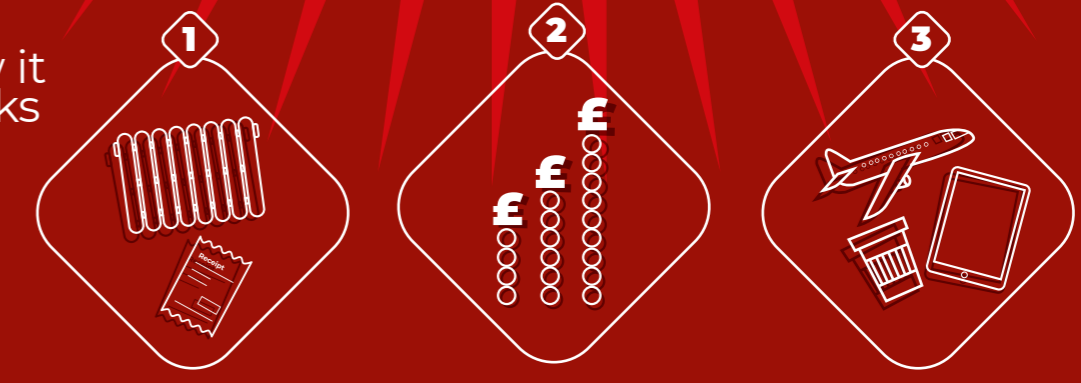


HENRAD
Stelrad Group plc

INSTALLER LOYALTY CLUB

EARN REWARDS

How it works



1 Purchase any Henrad radiator* and upload an image of your receipt or invoice to your account.

2 Earn points.

3 Get rewards.



Sign up now!

HENRAD
Stelrad Group plc

Henrad.co.uk/Loyalty

*Terms and conditions apply, Henrad Premium Radiators, Designer Radiators or Towel Rails only. Visit the website for full details.

Specifications

Type 11 (K1)

Type 21 (P+)

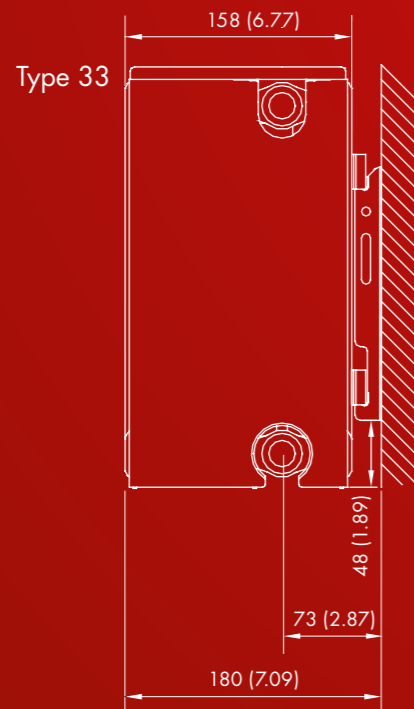
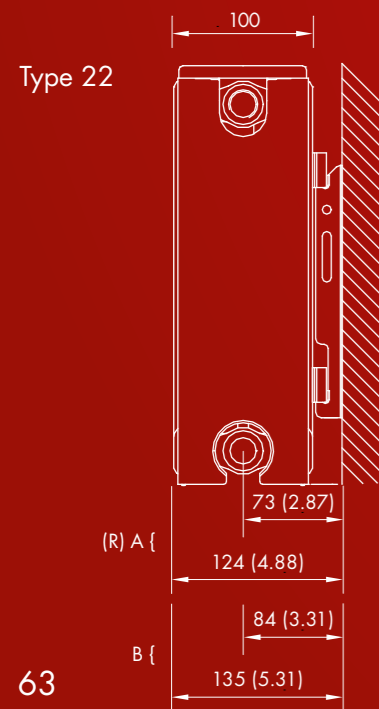

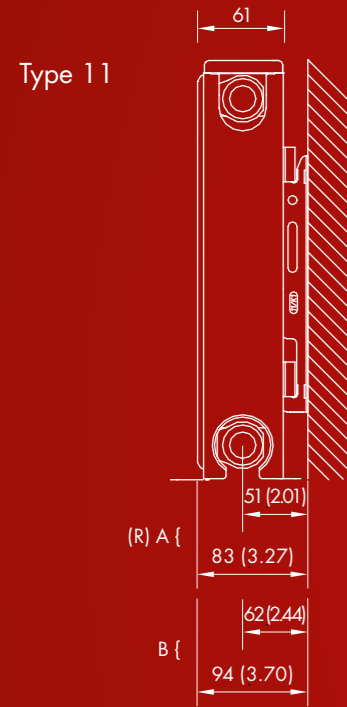
Type 22 (K2)

Type 33 (K3)


Top View - Horizontal Panel



Side View - Horizontal Panel



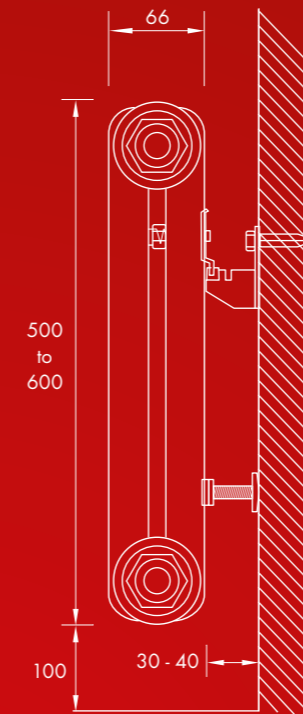
Side View - Vertical Panel T22



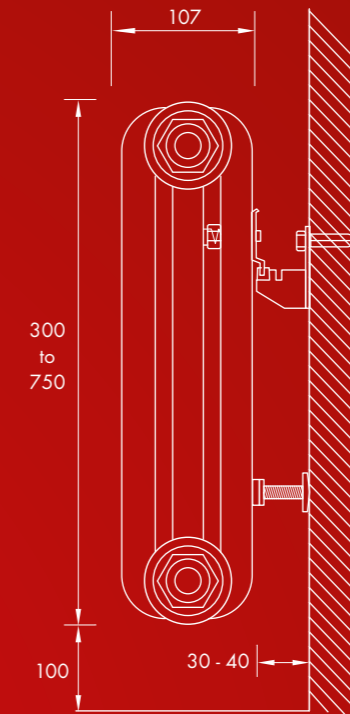
Dimensions in mm (inches in brackets).

Side View - Column Horizontal


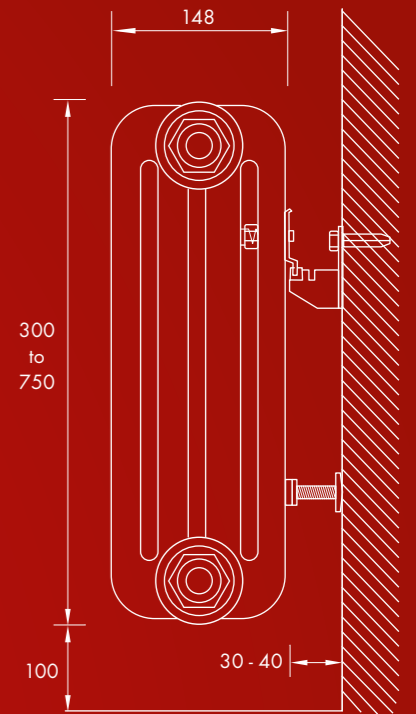
Column 2



Column 3




Column 4




Column 2 Vertical

Side View -
Cast Iron Column 4



Cast Iron Column 6



Centre Tap TRV

Available from stock



UIN	Description
14531310	Centre Tap TRV Straight White - 10mm
14531312	Centre Tap TRV Straight White - 1/2in
14531315	Centre Tap TRV Straight White - 15mm
14531410	Centre Tap TRV Straight Chrome - 10mm
14531412	Centre Tap TRV Straight Chrome - 1/2in
14531415	Centre Tap TRV Straight Chrome - 15mm
14531510	Centre Tap TRV Angled L White - 10mm
14531512	Centre Tap TRV Angled L White - 1/2in
14531515	Centre Tap TRV Angled L White - 15mm

UIN	Description
14531610	Centre Tap TRV Angled L Chrome - 10mm
14531612	Centre Tap TRV Angled L Chrome - 1/2in
14531615	Centre Tap TRV Angled L Chrome - 15mm
14531710	Centre Tap TRV Angled R White - 10mm*
14531712	Centre Tap TRV Angled R White - 1/2in*
14531715	Centre Tap TRV Angled R White - 15mm*
14531810	Centre Tap TRV Angled R Chrome - 10mm*
14531812	Centre Tap TRV Angled R Chrome - 1/2in*
14531815	Centre Tap TRV Angled R Chrome - 15mm*

*Centre Tap TRV Angled R are only suitable for Towel Rails

Additional TRVs

Available from stock



UIN	Description
263060	Antique Brass TRV
263061	Brushed Nickel TRV

Floor mounting brackets

Available from stock


300mm UIN 9179

450mm UIN 9180

600mm UIN 9181

Available for Compact, Silhouette, Everest Line & Plan (sold as singles)

Recommend to use 3 on products that are 1800mm or longer.



Δt Refers to the difference in temperature between the water circulating in the central heating system and that of the ambient temperature. It is important to use the correct Δt when selecting your radiators, as the same radiator will have different outputs at different water temperatures.

Δt50 Δt50 is the UK standard, however Henrad also quote at lower levels for lower water temperature systems.



Is a set of International regulations related to quality management systems.

BSP British Standard Piping.

Btu/hr British Thermal Unit per hour is the standard measurement used to state the amount of output of any heat generating device.



The CE marking is the manufacturers declaration that the product meets the requirements of the applicable EC directive. This is applicable to all Henrad products.



EN 442 is the European standard which defines the manufacturing standards for radiators and convectors which operate at temperatures of less than 120°C. The standard defines the type of steel which must be used, the type of pressure testing which must be carried out and the accuracy of the heat outputs quoted in the literature.

Heat loss Is the amount of heat a room loses, it is therefore an important calculation when determining what size radiator is required to heat a room to the correct level.



The Manufacturers' Association of Radiators and Convectors.

RAL A European wide colour matching system.

TBOE / BOE Refers to which position the pipes are connected to the radiator, OE means opposite end i.e. 1 pipe on each side, TB is top bottom i.e. 1 pipe is connected to the top and 1 to the bottom, B is both pipes connected to the bottom.

Type 11 Also known as Type K1, is a type of radiator with 1 radiator panel and 1 set of convection fins.

Type 21 Also known as Type P+, is a type of radiator with 2 radiator panels and 1 set of convection fins.

Type 22 Also known as Type K2, is a type of radiator with 2 radiator panels and 2 sets of convection fins.

Type 33 Also known as Type K3, is a type of radiator with 3 radiator panels and 3 sets of convection fins.

Warranty The warranty covers any defect that is attributable to a manufacturing, assembly or material fault, further details available on request.

Watts Is another measurement for heat output.

Standard steel panel products, which are installed in toilets or any areas of high humidity (including bathrooms, kitchens and shower rooms, etc.) are limited to a twelve months parts and labour warranty.



Stelrad Group plc



Henrad (UK) Limited, Marriott Road, Mexborough, South Yorkshire S64 8BN.
Telephone: 0800 876 6813

www.henrad.co.uk

UIN 208863
HPR/PDF/0624