

HEATRAESADIA

PRODUCT CATALOGUE

Edition 17





WELCOME

At Heatrae Sadia we design and engineer innovative systems that make it easier than ever for us all to demand smarter, cleaner, warmer and more efficient products every time.

“Heatrae Sadia has been at the heart of our home for many years, their customer service is second to none.”

Our market-leading hot water systems set the standard for durability, performance and energy efficiency. We spend a great deal of time ensuring our products are easy to install, simple to maintain and will provide many years of faithful service.

With our extensive range of solutions, from studio flats to commercial environments, we have a product tailored to meet your specific needs.

At Heatrae Sadia we aim to place high quality, reliable products at the very heart of your home and workplace.

CONTENTS

HOT WATER – MEGAFLO

Megaflo Eco	18
Megaflo Eco Slimline.....	20
Megaflo Eco SystemFit	22
Megaflo Eco SystemReady	23
Megaflo Eco Solar	24
Megaflo Eco Solar PVReady	26
Megaflo Eco Plus.....	28
Megaflo Eco Plus Flexistor.....	31
Megaflo Commercial.....	32
Megaflo Commercial Flexistor	33
Megaflo Accessories.....	34

HOT WATER

Coral Aquanox.....	36
Immersion Heaters & Thermostats	38
Streamline	40
Express	41
Taps & Accessories	42
FBM ECO	44
R PLUS	46
Multipoint 10 / 15	47
Multipoint Eco	48
Multipoint Instantaneous	49
Hotflo 10 / 15.....	50
Hotflo 50 / 80 / 100.....	51
Pack Selection Guide for Hotflo	52
Pack Selection Guide for Multipoint 10 & 15	53
Multipoint & Hotflo Accessories.....	54
Installation Guides for Multipoint 10 & 15 and Hotflo.....	56
Packaged Solutions	57

HEATING & VENTILATION

Amptec	58
Electromax	59
Electric Boiler Accessories	60

DRINKING WATER

Supreme 150 / 165 / 180	62
Supreme 150 SS / 165 SS / 180 SS	63
Supreme 220 SS / 250 SS	64
SuperChill 30F.....	65
SuperChill 30W	66
SuperChill 30B	67
Accessories.....	68

HYGIENE

Handy 3 / 7	69
-------------------	----

MISCELLANEOUS INFORMATION

Guidelines for Hot Water Usage	70
Warranty Information.....	74

EVERYTHING YOU NEED TO KNOW ABOUT ErP



What is ErP?

ErP stands for Energy-related Products. ErP is a European Union (EU) directive to improve energy efficiency and performance standards of products.

ErP labels

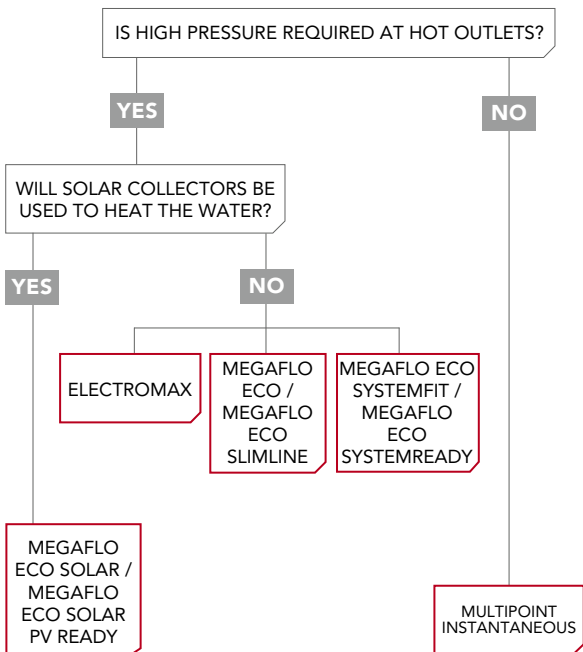
Where applicable, products shown in this catalogue are displayed with their respective ErP rating.

For more information on ErP visit:

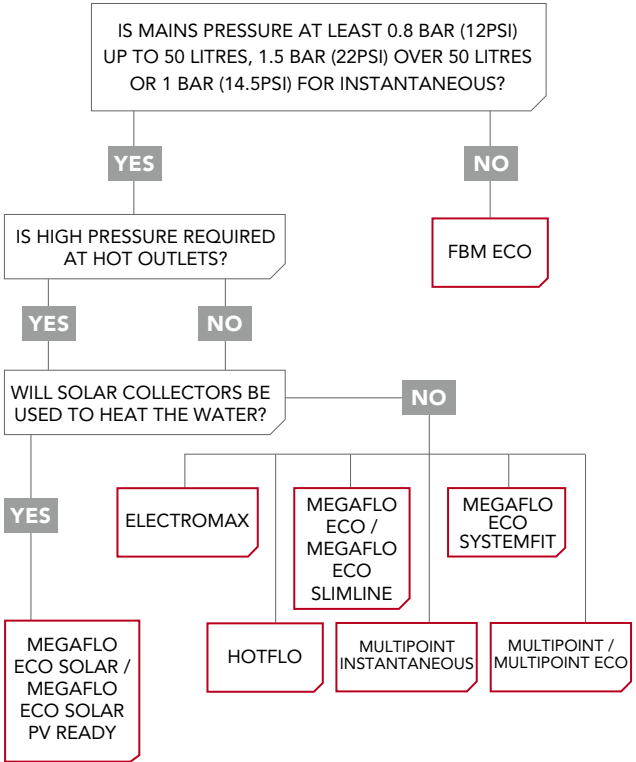
www.heatraesadia.com/information/explaining-erp.htm

PRODUCT SELECTOR GUIDES

HOT WATER FOR BATHS & SHOWERS

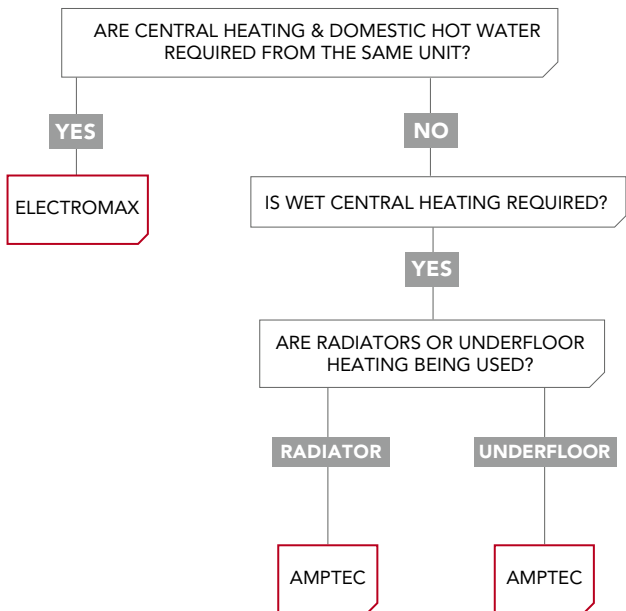


HOT WATER FOR MULTIPLE OUTLETS (DIRECT FROM MAINS)

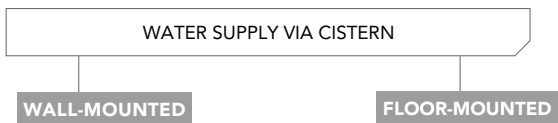


PRODUCT SELECTOR GUIDES

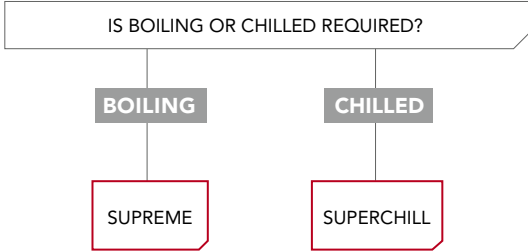
ELECTRIC SPACE HEATING



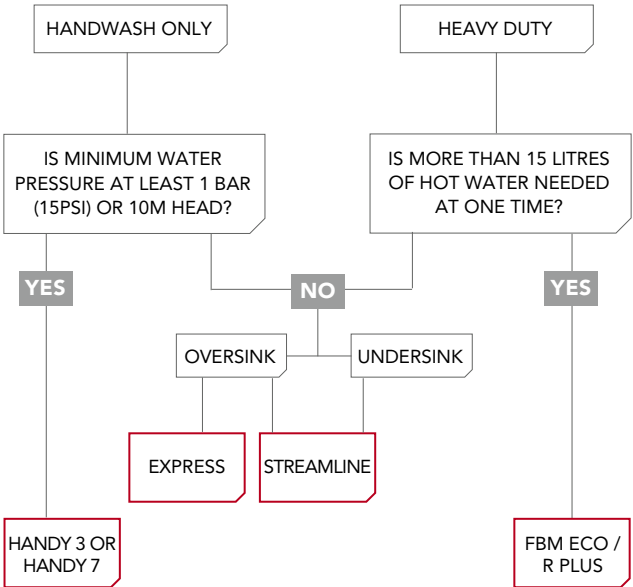
HOT WATER FOR MULTIPLE OUTLETS (CISTERN)



DRINKING WATER



HOT WATER FOR SINGLE OUTLET SINKS & BASINS





WHICH CYLINDER?

The tables below will assist you in choosing the right cylinder for your application. Our Specification Advice Team should be contacted to discuss requirements and designs for specific sites. Actual usage requirements should be assessed in selecting the correct cylinder.



BEDSIT



RESIDENTIAL



LIGHT
COMMERCIAL USE



COMMERCIAL
USE

MEGAFLO ECO

Type of property									
No. of beds	-	1	2	3	4	4	4/5	-	-
No. of baths/showers	-	1	1	1	1	2	3	-	-

Indirect

Cylinder volume (litre)	70	125†	125†	145†	170†	210†	250†	250†	300†
Heat source	i	i	i	i	i	i	i	i	i

Direct

Cylinder volume (litre)	70	125/ 145	145/ 170	210	210	250	300	250/ 300	250/ 300
Heat Source	d	dd	dd	dd	dd	dd	dd	ddd/ dddd	ddd/ dddd

† For pre-plumbed equivalent, see Megaflo Eco SystemFit on page 22.

- d = 1 x 3kW element
- dd = 2 x 3kW elements
- ddd* = 3 x 3kW elements
- dddd = 4 x 3kW elements
- i = Indirect with 1 x 3kW back-up element supplied
(Unless stated otherwise)

*ddd cylinders are supplied with three elements and a blanking plug which can be fitted as required to 4 bosses, one at the boost position and three near the base of the unit, giving a choice of heating options dependent on application. 210i, 250i and 300i have boost upper element boss blanked off.

WHICH CYLINDER?



BEDSIT



RESIDENTIAL



LIGHT
COMMERCIAL USE



COMMERCIAL
USE

MEGAFLO ECO SOLAR

Type of property



Indirect

No. of beds	1	2	3	3	4	4	4/5
No. of baths / showers	1	1	1	2	1	2	2
Max. occupancy	2	2	3	4	5	5	5
Max. property size (m ²)	60	95	123	123	164	164	164
On-roof panels	1	1	2	2	2	3	3
In-roof panels	1	1	1	2	2	2	2
Tube	20	20	20	20	30	30	30
Cylinder volume (litre)	190	210	250	250	300	300	300
Dedicated solar (litre)	70	90	105	105	125	125	125
Auxiliary volume (litre)	120	120	145	145	175	175	175
On-roof (l/m ²)	38	49	29	29	34	23	23
In-roof (l/m ²)	31	39	46	23	27	27	27
Tube (l/m ²)	35	45	53	53	42	42	42

Direct

No. of beds	1	1	2	2	3	3	4
No. of baths / showers	1	2	2	2	2	3	3
Max. occupancy	1	2	3	4	4	4	5
Max. property size (m ²)	60	60	60	60	95	95	113
On-roof panels	1	1	2	2	2	3	3
In-roof panels	1	1	1	2	2	2	2
Tube	10	20	20	20	20	30	30
Cylinder volume (litre)	170	210	210	260	260	300	300
Dedicated solar (litre)	70	70	70	90	90	100	100
Auxiliary volume (litre)	100	140	140	170	170	200	200
On-roof (l/m ²)	38	38	19	24	24	18	18
In-roof (l/m ²)	31	31	31	20	20	22	22
Tube (l/m ²)	70	35	35	45	45	33	33

Figures are for guidance only and are based on BS 8558 recommendations.

On-roof absorber area – 1.84; in-roof absorber area – 2.28; tube absorber area – 1.00.
All cylinders are SAP compliant provided the maximum property size is not exceeded.



WATER HEATERS

The tables below will assist you in choosing the right unit for your application. The Heatrae Sadia Specification Advice Team should be contacted to discuss requirements and designs for specific installations. Actual requirements should be assessed in selecting the correct hot water heaters.

HOTFLO / MULTIPOINT / MULTIPOINT ECO SELECTION GUIDE

Product	Basin(s)	Basin(s) (heavy usage)	Commercial sink(s)	Shower(s)
Hotflo 10	1-2			
Hotflo 15	3			
Multipoint 10	1-2			
Multipoint 15	3			
Multipoint Eco 30		2-3	1	
Multipoint Eco 50 / Hotflo 50		4-5	2	1
Multipoint Eco 80 / Hotflo 80		6-8	3	1
Multipoint Eco 100 / Hotflo 100		8-10	4	1

FBM ECO / R PLUS CAPACITY SELECTION GUIDE

Product	2-3 Basin(s)	4-5 Basin(s)	5-6 Basin(s)	6-8 Basin(s)
FBM Eco 25 / R Plus 25	■			
FBM Eco 40 / R Plus 40		■		
FBM Eco 70 / R Plus 70			■	
FBM Eco 120 / R Plus 120				■

SUPREME CAPACITY SELECTION GUIDE

Product	Capacity (litres)	Cups (167ml)	Mugs (250ml)
		at one time	at one time
150	2.5	15	10
165	5	30	20
180	7.5	45	30
150 SS	2.5	15	10
165 SS	5	30	20
180 SS	7.5	45	30
220 SS	10	60	40
250 SS	15	90	60

megaflo

BY HEATRAESADIA



Reliability



They'll deliver
all the hot
water your
customer
needs.

Megaflo.

The Obvious Choice.

Precision engineered in Britain. Powerful, yet energy efficient. With fast heat recovery and a flow rate up to 76 litres per minute, Megaflo will deliver all the hot water your customer needs.

“ Megaflo cylinders aren't just easy to fit, they're easy to recommend ”

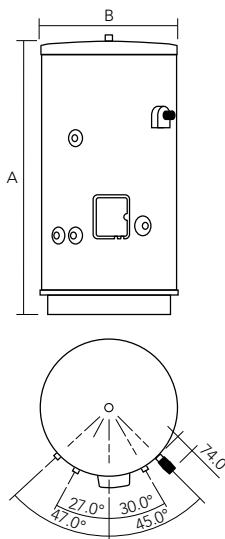
Today's modern lifestyles mean we all have greater demand for hot water and how we use it. At home and in the workplace there's a growing need to service multiple users at the same time, whilst striving for greater performance and reliability that's affordable and low in environmental impact.

Megaflo heats, stores and delivers water at mains pressure across multiple outlets in both homes and commercial buildings.

MEGAFLO ECO

Indirect – Unvented cylinders

Complete with its tried and tested internal expansion system, Megaflo Eco offers a number of features that place it well ahead of the competition on performance, quality and reliability. Whether it's for the home, workplace or demanding applications such as sports and health club shower rooms, there's a model to suit your needs.

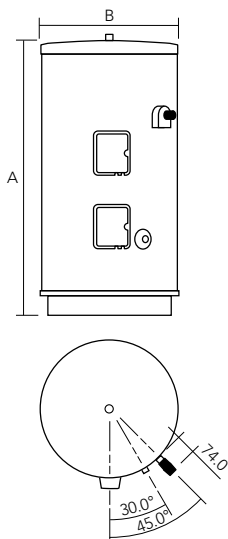


Product	A	B	Weight		Nominal capacity litres	Coil rating @15l/min	ErP rating	Order Code
	mm	mm	(empty) kg	(full) kg				
70i	802	579	25	117	70	19.8	B	95:050:461
125i	1102	579	31	168	125	19.5	B	95:050:463
145i	1229	579	35	190	145	20.9	B	95:050:465
170i 2	1384	579	43	220	170	20.1	B	7817127
210i 2	1486	579	47	240	210	18.4	B	7817128
250i 2	1738	579	54	291	250	19.5	C	7817129
300i 2	2053	579	60	340	300	19.68	C	7817130

Please see page 34 for accessories.

MEGAFLO ECO

Direct – Unvented cylinders

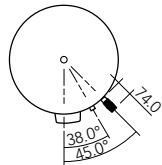
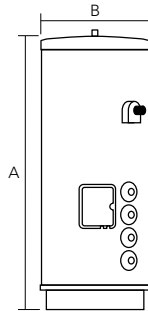


Product	A	B	Weight		Nominal capacity litres	Element rating @240V kW	ErP rating	Order Code
	mm	mm	(empty) kg	(full) kg				
70d	802	579	23	115	70	1x3	B	95:050:460
125dd	1102	579	25	165	125	2x3	B	95:050:462
145dd	1229	579	31	183	145	2x3	C	95:050:464
170dd	1384	579	34	216	170	2x3	C	95:050:466
210dd	1486	579	38	237	210	2x3	C	95:050:468
210ddd	1486	579	39	237	210	3x3	C	95:050:480
210dddd	1486	579	40	237	210	4x3	C	95:050:476
250dd	1738	579	46	282	250	2x3	C	95:050:470
250ddd	1738	579	47	282	250	3x3	C	95:050:471
250dddd	1738	579	48	283	250	4x3	C	95:050:477
300dd	2053	579	56	339	300	2x3	C	95:050:473
300ddd	2053	579	57	339	300	3x3	C	95:050:474
300dddd	2053	579	58	339	300	4x3	C	95:050:478

MEGAFLO ECO SLIMLINE

Indirect – Unvented cylinders

The same outstanding benefits, features and components as the market-leading Megaflö Eco, just with a smaller footprint. Megaflö Eco Slimline is the only slimline cylinder on the market with internal expansion.

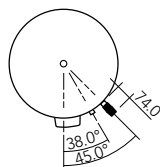
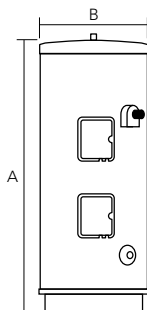


Product	A	B	Weight		Capacity litres	Coil rating @15l/min	ErP rating	Order Code
	mm	mm	(empty) kg	(full) kg				
100i	1194	491	31	131	100	16.9	B	70:340:87
125i	1440	491	36	162	125	16.9	C	70:340:88
150i	1622	491	40	186	150	16.9	C	70:340:89
170i	1883	491	45	219	170	16.9	C	70:340:90
200i	2079	491	48	243	200	16.9	C	70:340:91

Please see page 34 for accessories.

MEGAFLO ECO SLIMLINE

Direct – Unvented cylinders



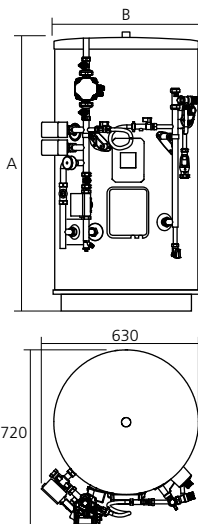
Product	A	B	Weight		Capacity litres	Element rating @240V kW	ErP rating	Order Code
	mm	mm	(empty) kg	(full) kg				
100d	1194	491	27	130	100	1x3	B	70:340:82
125d	1440	491	33	162	125	2x3	C	70:340:83
150d	1622	491	37	186	150	2x3	C	70:340:84
170d	1883	491	42	218	170	2x3	C	70:340:85
200d	2079	491	44	240	200	2x3	C	70:340:86

Please see page 34 for accessories.

MEGAFLO ECO SYSTEMFIT

Unvented cylinders

Megaflo Eco SystemFit is a factory-fitted, pre-plumbed format, designed to reduce on-site installation time. Suitable for installation with heat only boilers. Provided with a Danfoss TPOne M and TPOne B programmer as standard and two heating zones.



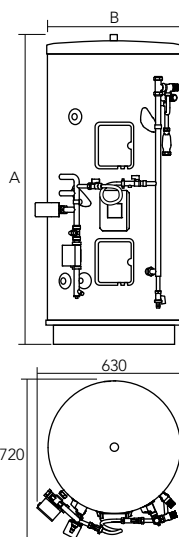
Product	A	B	Weight		Capacity litres	Coil rating @15l/min	ErP rating	Order Code
	mm	mm	(empty) kg	(full) kg				
125sf S22	1102	579	43	180	125	19.5	B	95:050:450
145sf S22	1229	579	48	203	145	20.9	B	95:050:451
170sf S22	1384	579	52	230	170	19.4	B	95:050:452
210sf S22	1486	579	55	250	210	19.4	B	95:050:453
250sf S28	1738	579	61	294	250	19.5	C	95:050:454
300sf S28	2053	579	69	352	300	20.5	C	95:050:455

Please see page 34 for accessories.

MEGAFLO ECO SYSTEMREADY

Unvented cylinders

Megaflo Eco SystemReady is designed for installation with system boilers and has optional programmer accessories to suit different customer needs. Complete with a tapping for connection of 2nd heating zone.



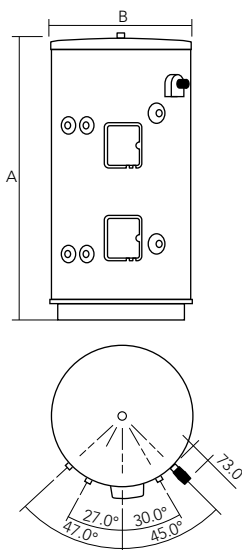
Product	A	B	Weight		Capacity	Coil rating	ErP rating	Order Code
	mm	mm	(empty) kg	(full) kg	litres	@15l/min		
125sb	1102	579	43	180	125	19.5	B	95:050:497
145sb	1229	579	48	203	145	20.9	B	95:050:498
170sb	1384	579	52	230	170	19.4	B	95:050:499
210sb	1486	579	55	250	210	19.4	B	95:050:500
250sb	1738	579	61	294	250	19.5	C	95:050:501
300sb	2053	579	69	352	300	20.5	C	95:050:502

Please see page 34 for accessories.

MEGAFLO ECO SOLAR

Indirect – Unvented cylinders

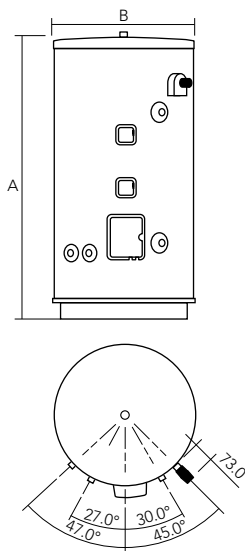
This range of unvented solar cylinders is available in five sizes offering increased dedicated solar hot water capacities giving greater flexibility when specifying for SAP and Building Regulations Part L.



Product	A	B	Weight		Capacity litres	Solar coil surface area m ²	ErP rating	Order Code
	mm	mm	(empty) kg	(full) kg				
190si	1387	579	57.3	246	190	1.1	C	95:050:511
210si	1489	579	59.9	266	210	1.1	C	95:050:513
250si	1738	579	69.1	312	250	1.1	C	95:050:515
300si	2053	579	75.4	369	300	1.1	C	95:050:517

MEGAFLO ECO SOLAR

Direct – Unvented cylinders

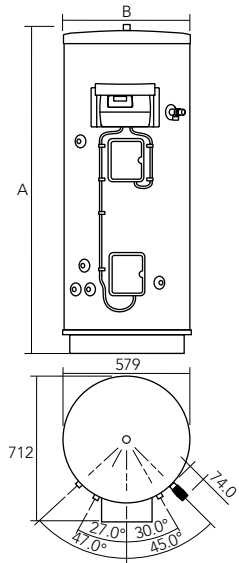


Product	A	B	Weight		Capacity litres	Solar coil surface area m ²	ErP rating	Order Code
	mm	mm	(empty) kg	(full) kg				
170sd	1229	579	46.2	215	170	1.1	C	95:050:527
210sdd	1489	579	52.5	263	210	1.1	C	95:050:512
260sdd	1802	579	60.7	320	260	1.1	C	95:050:528
300sdd	2053	579	65.3	368	300	1.1	C	95:050:516

MEGAFLO ECO SOLAR PVREADY

Indirect – Unvented cylinders

The Megaflo Eco Solar PVReady will harness excess energy generated from PV solar collectors and deliver litres of hot water.

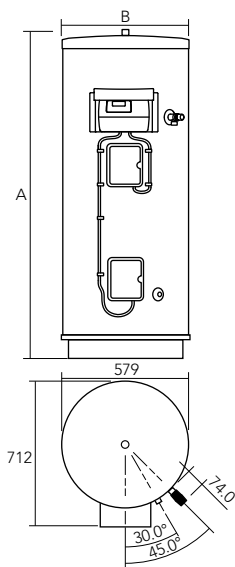


Product	A	B	Weight		Capacity litres	Coil rating @15l/min	ErP rating	Order Code
	mm	mm	(empty) kg	(full) kg				
170i	1384	579	42	220	170	19.4	B	95:050:350
210i	1486	579	48	243	210	19.4	B	95:050:351
250i	1738	579	54	287	250	19.5	C	95:050:352
300i	2053	579	62	345	300	20.5	C	95:050:353

Please see page 34 for accessories.

MEGAFLO ECO SOLAR PVREADY

Direct – Unvented cylinders



Product	A	B	Weight		Capacity litres	Element rating @240V kW	ErP rating	Order Code
	mm	mm	(empty) kg	(full) kg				
210d	1486	579	44	243	21	2x3	C	95:050:354
250d	1738	579	49	285	250	2x3	C	95:050:355
300d	2053	579	57	340	300	2x3	C	95:050:356

Please see page 34 for accessories.

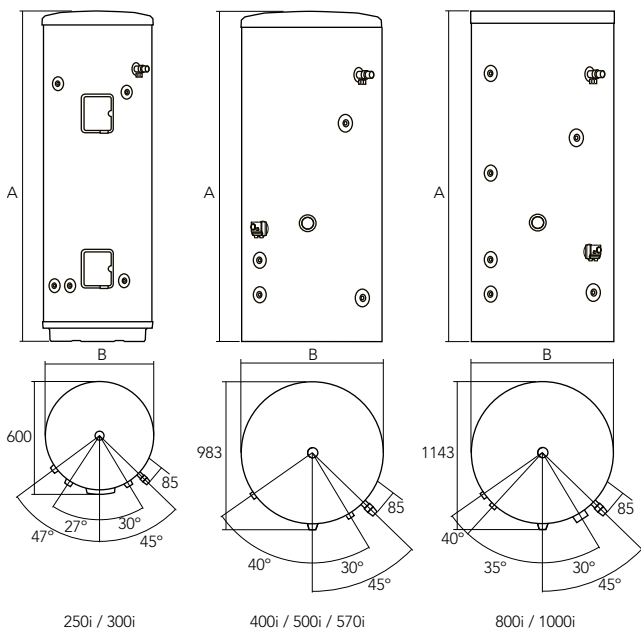
MEGAFLO ECO PLUS

Indirect – Unvented cylinders

This range of high performance indirect cylinders promise a truly outstanding water delivery, higher flow rates and faster recovery times than Megaflo Eco.



Product	A	B	Weight		Capacity	Coil rating	ErP rating	Order Code
	mm	mm	(empty) kg	(full) kg	litres	kW @ 60 l/min		
250i	1737	579	59	309	250	42.2	C	95:050:710
300i	2052	579	66	366	300	42	C	95:050:711
400i	1502	861	95	495	400	56.9	B	95:050:712
500i	1802	861	110	610	500	54.3	C	95:050:713
570i	1977	861	115	685	570	53.6	C	95:050:714

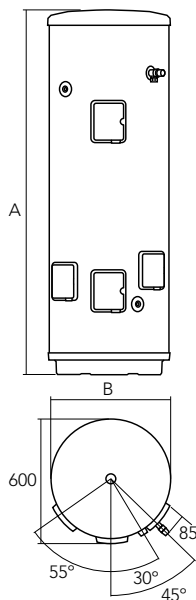


Product	A	B	Weight		Capacity	Coil rating	ErP rating	Order Code
			(empty) kg	(full) kg				
	mm	mm			litres	kW @ 60 l/min		
800i	1914	1019	211	1011	800	58.7	C	95:050:721
1000i	2327	1019	219	1219	1000	64.8	C	95:050:722

MEGAFLO ECO PLUS

Direct – Unvented cylinders

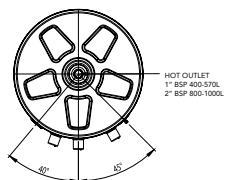
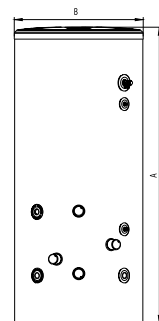
This range of high performance direct cylinders promise a truly outstanding water delivery, higher flow rates and faster recovery times than Megaflo Eco.



Product	A	B	Weight		Capacity	Heating element	ErP rating	Order Code
	mm	mm	(empty) kg	(full) kg				
250ddd	1737	579	50	300	250	12	C	95:050:700
300ddd	2052	579	57	357	300	12	C	95:050:701

MEGAFLO ECO PLUS FLEXISTOR

The new Flexistor cylinders can be used in a whole host of applications – including installations requiring buffer vessels.

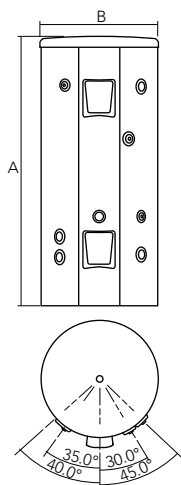


Product	A	B	Weight		Capacity	Heating element	ErP rating	Order Code
	mm	mm	(empty) kg	(full) kg	litres	kW		
400	1533	872	81	481	400	12	B	7038361
500	1817	872	88	588	500	12	C	7038362
570	2012	872	92	662	570	12	C	7038363
800	1502	1024	155	955	800	24	C	7038364
1000	1897	1024	215	1215	1000	24	C	7038365

MEGAFLO COMMERCIAL

Indirect – Unvented calorifiers

Megaflo Commercial calorifiers offer higher flow rates and faster recovery times than Megaflo Eco Plus. Available in a choice of sizes up to a mega 2,500 litres with options for 6 or 10 bar operating pressure. Our guarantee to deliver to your door within two weeks speaks volumes.



Product	Bar	A	B	Weight		Capacity	Coil rating	ErP rating	Order Code
		mm	mm	(empty) kg	(full) kg	litres	kW @ 60 l/min		
400i	6	1535	872	105	505	400	59.7	B	95:050:540
500i	6	1804	872	110	610	500	55.8	C	95:050:541
800i	6	1906	1024	164	964	800	76.9	C	95:050:542
1000i	6	2301	1024	188	1188	1000	76.5	C	95:050:543
1250i	6	1936	1224	319	1569	1250	97.9	C	95:050:544
1450i	6	2253	1224	322	1872	1450	91.7	C	95:050:545
2000i	6	2014	1470	445	2445	2000	132.2	C	95:050:547
2500i	6	2419	1470	450	2950	2500	126.4	*	95:050:549
400i	10	1535	872	105	505	400	59.7	B	95:050:570
500i	10	1804	872	110	610	500	55.8	C	95:050:571
800i	10	1906	1024	164	964	800	76.9	C	95:050:572
1000i	10	2301	1024	188	1188	1000	76.5	C	95:050:573
1250i	10	1936	1224	319	1569	1250	97.9	C	95:050:574
1450i	10	2253	1224	322	1872	1450	91.7	C	95:050:575
2000i	10	2014	1470	445	2445	2000	132.2	C	95:050:577
2500i	10	2419	1470	450	2950	2500	126.4	*	95:050:579

*ErP is only applicable up to 2000 litres. Please see page 34 for accessories.

MEGAFLO COMMERCIAL FLEXISTOR

The new Flexistor cylinders can be used in a whole host of applications – including installations requiring buffer vessels.



Product	Bar	A	B	Weight		Capacity	ErP rating	Order Code
		mm	mm	(empty) kg	(full) kg			
400	6	1535	872	99	499	400	B	7038353
500	6	1804	872	100	600	500	C	7038354
800	6	1906	1024	160	960	800	C	7038355
1000	6	2301	1024	180	1180	1000	C	7038356
1250	6	1936	1224	297	1547	1250	C	7038357
1450	6	2253	1224	304	1754	1450	C	7038358
2000	6	2014	1470	415	2415	2000	C	7038359
2500	6	2419	1470	421	2921	2500	*	7038360

Product	Bar	A	B	Weight		Capacity	ErP rating	Order Code
		mm	mm	(empty) kg	(full) kg			
400	10	1535	872	99	499	400	B	7038513
500	10	1804	872	100	600	500	C	7038514
800	10	1906	1024	160	960	800	C	7038515
1000	10	2301	1024	180	1180	1000	C	7038516
1250	10	1936	1224	297	1547	1250	C	7038517
1450	10	2253	1224	304	1754	1450	C	7038518
2000	10	2014	1470	415	2415	2000	C	7038519
2500	10	2419	1470	421	2921	2500	*	7038520

*ErP is only applicable up to 2000 litres. Please see page 34 for accessories.

ACCESSORIES

Product	Order Code
MEGAFLO ECO SYSTEMREADY	
Danfoss TPOne B room programmer	7732851
Danfoss TPOne M room programmer	7732849
Sunvic 3-channel programmer (Select 307XLS)	95:970:013

MEGAFLO COMMERCIAL

Destratification loop kit for 400-500 litres	95:970:140
Destratification loop kit for 800-1500 litres	95:970:157
Destratification loop kit for 2000-2500 litres	95:970:158
Temperature gauge	95:970:141
Pressure gauge	95:970:142
12kW Immersion heater	95:970:144
18kW Immersion heater	95:970:145
24kW Immersion heater	95:970:146
30kW Immersion heater	95:970:147
36kW Immersion heater	95:970:148
45kW Immersion heater	95:970:149
54kW Immersion heater	95:970:150
6kW single phase	95:970:155
9kW single phase	95:970:156

MEGAFLO COMMERCIAL UNVENTED KITS

INDIRECT	6 BAR UNVENTED KITS	10 BAR UNVENTED KITS
Megaflo Commercial 400	90:002:539	90:002:544
Megaflo Commercial 500	90:002:539	90:002:544
Megaflo Commercial 800	90:002:540	90:002:545
Megaflo Commercial 1000	90:002:541	90:002:546
Megaflo Commercial 1250	90:002:542	90:002:547
Megaflo Commercial 1450	90:002:542	90:002:547
Megaflo Commercial 2000	90:002:543	90:002:548
Megaflo Commercial 2500	90:002:543	90:002:548

MEGAFLO COMMERCIAL FLEXISTOR UNVENTED KITS

	6 BAR UNVENTED KITS	10 BAR UNVENTED KITS
Megaflo Commercial Flexistor 400	7038498	7038504
Megaflo Commercial Flexistor 500	7038498	7038504
Megaflo Commercial Flexistor 800	7038499	7038505
Megaflo Commercial Flexistor 1000	7038500	7038506
Megaflo Commercial Flexistor 1250	7038501	7038507
Megaflo Commercial Flexistor 1450	7038502	7038508
Megaflo Commercial Flexistor 2000	7038503	7038509
Megaflo Commercial Flexistor 2500	7038503	7038509

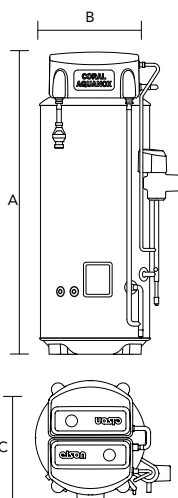
Please contact our specification hotline on 0344 871 1535 for accessory suitability advice.



CORAL AQUANOX

Indirect – Vented thermal store

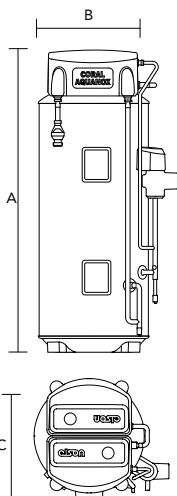
The Coral Aquanox is an open vented thermal store that provides the best possible levels of hot water comfort, powerful mains pressure showering and fast filling baths in the safest, most efficient manner.



Product	A	B	C	Weight		Capacity	Order Code
	mm	mm	mm	(empty) kg	(full) kg	litres	
120ti	1111	650	620	43	163	120	93:080:017
150ti	1274	650	620	53	203	150	93:080:021
175ti	1450	650	620	57	232	175	93:080:025
210ti	1677	650	620	67	277	210	93:080:029

CORAL AQUANOX

Direct – Vented thermal store



Product	A mm	B mm	C mm	Weight		Capacity litres	Order Code
				(empty) kg	(full) kg		
120td	1111	650	620	38	158	120	93:080:001
150td	1274	650	620	48	198	150	93:080:005
175td	1450	650	620	52	227	175	93:080:009
210td	1677	650	620	63	273	210	93:080:013

IMMERSION HEATERS & THERMOSTATS



TITANIUM

Our Titanium immersion heater sets a standard for operational life – even in the hardest or most aggressive water conditions.



SUPERLOY

Range of immersion heaters for use in aggressive water areas.



MAXISTORE

A high-performance Superloy 825 sheathed 14" immersion heater recommended for use in conjunction with off-peak tariffs.



GOLD DOT

A range of 3kW rod-type immersion heaters suitable as the sole heat source or for use in association with an indirect heating coil.



RDT RESETTABLE THERMOSTATS

All our domestic immersion heaters are fitted as standard with an RDT combined thermostat and resettable safety cut-out. The range of RDT thermostats provide a simple method of upgrading immersion heaters to the standard BS EN 60335-2-73 without the need for draining down the hot water cylinder.

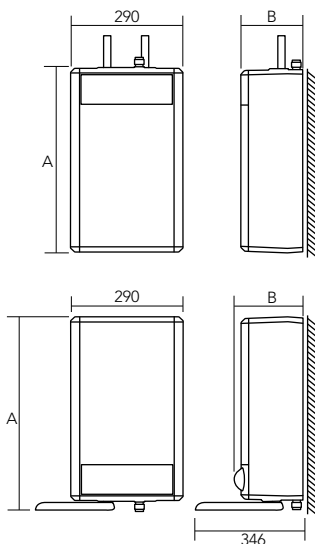


Product	Rating @240V	Order Code
Titanium		
Titanium 11"	3kW	95:110:400R
Titanium 14"	3kW	95:110:403R
Titanium 27"	3kW	95:110:401R
Superloy		
Superloy 800 11"	3kW	95:110:901R
Superloy 800 27"	3kW	95:110:905R
Superloy 800 36"	3kW	95:110:907R
Maxistore		
Maxistore 14"	3kW	95:110:721R
Gold Dot		
Gold Dot 11"	3kW	95:110:302R
Gold Dot 14"	3kW	95:110:303R
Gold Dot 27"	3kW	95:110:306R
Gold Dot 30"	3kW	95:110:307R
Gold Dot 36"	3kW	95:110:308R
RDT resettable thermostats		
RDT 7"	16A	95:980:034
RDT 11" (Horizontal)	16A	95:980:035
RDT 11" (Vertical)	16A	95:980:043
RDT 18"	16A	95:980:036

STREAMLINE

Electric vented storage

An attractive open-outlet point of use product, Streamline is available as a complete undersink or oversink unit. The undersink unit is to be used in conjunction with Heatrae Sadia open vented taps.



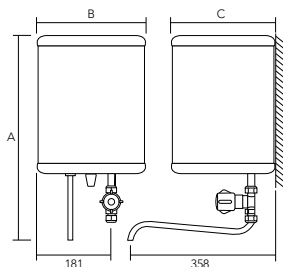
Product	A	B	Weight		Heating element	ErP rating	Order Code
	mm	mm	(empty) kg	(full) kg			
Streamline 7 undersink	477	178	3.4	10.4	1	B	95:010:280
Streamline 7 undersink	477	178	3.4	10.4	3	B	95:010:282
Streamline 10 undersink	477	278	3.8	13.8	1	B	95:010:284
Streamline 10 undersink	477	278	3.8	13.8	3	B	95:010:286
Streamline 7 oversink	500	178	3.6	10.6	1	B	95:010:281
Streamline 7 oversink	500	178	3.6	10.6	3	B	95:010:283
Streamline 10 oversink	500	278	4	14	1	B	95:010:285
Streamline 10 oversink	500	278	4	14	3	B	95:010:287

Please see pages 42 and 43 for accessories.

EXPRESS

Electric vented storage

A robust steel-cased unit, suitable for oversink or undersink use in commercial or industrial situations such as canteens and workshops. Available in two capacities, with a choice of kW rating on the 7 litre model.



Product	A	B	C	Weight		Heating element kW	ErP rating	Order Code
	mm	mm	mm	(empty) kg	(full) kg			
Express 7	499	250	263	3	10	1	A	95:010:160
Express 7	499	250	263	3	10	3	A	95:010:161
Express 15	748	250	263	4	19	3	B	95:010:162

Please see pages 42 and 43 for accessories.

TAPS & ACCESSORIES

STREAMLINE 1000*†

A standard monobloc mixer tap.



STREAMLINE 2000 ELBOW LEVER*†

Ideal for medical environments.
For ceramic sinks only.



PACK J†

Two-hole mixer tap. Chrome plated and elegantly styled.



PACK K†

Monobloc mixer tap. A graceful design.



PACK R†

Pillar taps (hot and cold taps supplied).



PACK S / T†

Basin hot and cold taps.



OVERSINK – Pack D

Telescopic spout (380-610mm).



We offer a wide range of accessories for use with our point-of-use water heaters. Only our vented (open-outlet) taps, mixers and spouts must be used with this type of heater.

Product	Order Code
Streamline 1000*†	95:970:320
Streamline 2000 elbow lever*†	95:970:322
Pack D†	95:970:513
Pack J†	95:970:514
Pack K†	95:970:515
Pack R†	95:970:516
Pack S/T†	95:970:317

Product	Order Code
EXPRESS (FOR 7 AND 15 LITRE MODELS ONLY)	
Telescopic spout (380-610mm)	95:970:103
15 x 15 push-fit connector for undersink fitting	95:970:110

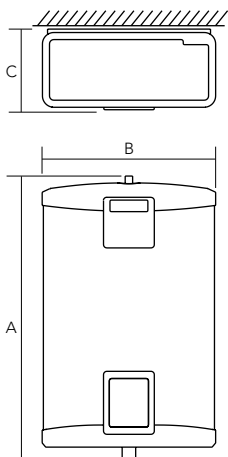
*IMPORTANT: Streamline 1000 for sinks and basins with 37 to 39mm tap holes.

†Product appearance may vary slightly from that shown. Performance and function will remain the same.

FBM ECO

Electric vented storage

The new FBM Eco is a self-contained, vented hot water solution for commercial or large domestic uses with multiple outlets, available in four sizes. This unit has no requirement for special taps and can be added to a standard system, meaning full compliance.



Product	A	B	C	Weight		ErP rating	Order Code
	mm	mm	mm	(empty) kg	(full) kg		
FBM Eco 25	830	510	235	15	40	B	95:040:300
FBM Eco 45	882	609	276	20	65	C	95:040:301
FBM Eco 70	1221	609	276	35	105	C	95:040:302
FBM Eco 120	1021	660	429	40	160	C	95:040:303

Please see page 45 for accessories.

FBM ECO ACCESSORIES PACK CT1/CT2 & INSTALLATION GUIDE

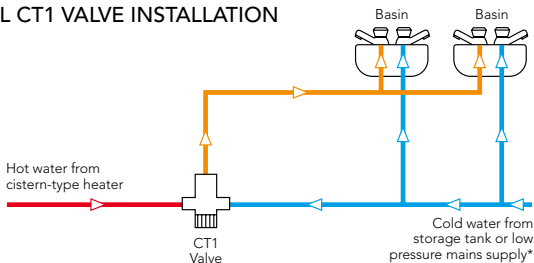
Thermostatic blending valve and pressure reducing valve packs for FBM ECO and other low pressure water systems.

A thermostatic blending valve (Pack CT1) and pressure reducing valve (Pack CT2) extend the usefulness of vented electric water heaters by allowing the water to be stored at a high temperature and blended with cold water to a preset outlet temperature.

The thermostatic blending valve incorporates fail-safe over temperature protection. The pressure reducing valve should be used in conjunction with Pack CT1 in applications where the differential supply pressure is in excess of 3 bar.

- Adjustable outlet temperature from 30°C to 52°C.
- Lockable temperature setting.
- Temperature stability within 2°C of setting.
- Automatic shut-off if cold water fails.
- 22mm compression connections for low flow resistance.
- Supplied complete with two check valves.

TYPICAL CT1 VALVE INSTALLATION



*If cold pressure is more than 3 bar greater than hot pressure, fit reducing valve CT2.

PACK CT1



Designed for a minimum working pressure of 0.1 bar (1m head) and maximum of 10 bar with a 3 bar maximum differential supply pressure.

PACK CT2



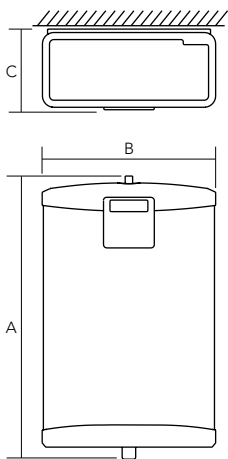
Provides a preset outlet pressure of 2 bar. It includes a removable cartridge / strainer for easy cleaning and operates at inlet pressures up to 16 bar and temperatures up to 65°C. Connections are 3/4" BSP female.

Product	Order Code
CT1 Thermostatic blending valve	95:970:357
CT2 Pressure reducing valve	95:970:358

R PLUS

Electric vented storage

Designed to modernise the traditional cistern fed units without compromising space and ease of use, the R Plus is designed for high demand domestic or commercial use. Available in 25, 45, 70 and 120 litre variants and is fully ErP compliant.

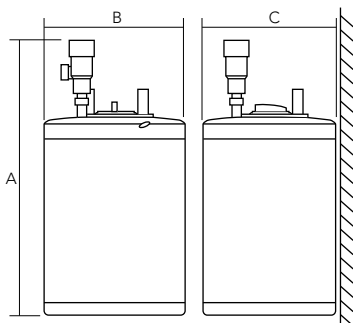


Product	A	B	C	Weight		ErP rating	Order Code
	mm	mm	mm	(empty) kg	(full) kg		
R PLUS 25	830	510	235	15	40	B	94:040:010
R PLUS 45	882	609	276	20	65	C	94:040:011
R PLUS 70	1221	609	276	35	105	C	94:040:012
R PLUS 120	1021	660	429	40	160	C	94:040:013

MULTIPOINT 10 / 15

Electric unvented storage

Multipoint is the market-leading range of small unvented water heaters. This range is quick and easy to install with a choice of element ratings. It is supplied with a factory-fitted temperature and pressure relief valve.




Product	A	B	C	Weight		Heating element kW	ErP rating	Order Code
	mm	mm	mm	(empty) kg	(full) kg			
Multipoint 10	572	267	252	6.9	16.9	3	A	95:050:143
Multipoint 15	728	267	252	8.8	23.8	3	A	95:050:144

Please see pages 54 and 55 for accessories.

MULTIPOINT ECO 30 / 50 / 80 / 100

Electric unvented storage

The new Multipoint Eco has many brand new features including smart thermostatic control, auto-pasteurisation cycle and a digital user interface all contributing to the improvement of its efficiency and usability. Available from 30 to 100 litres and designed for commercial applications and heavy usage this range can serve multiple outlets at the same time.



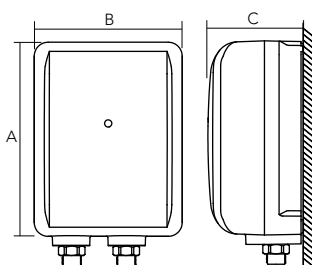
Product	A	B	C	Weight		Heating element rating	ErP rating	Order Code
	mm	mm	mm	(empty) kg	(full) kg			
Multipoint Eco 30H	371	712	357	14	44	3	A	7693971
Multipoint Eco 30V	722	371	357	14	44	3	A	7693979
Multipoint Eco 50H	371	997	357	21	71	3	B	7693980
Multipoint Eco 50V	1007	371	357	21	71	3	B	7693981
Multipoint Eco 80H	454	1038	456	26	106	3	B	7693982
Multipoint Eco 80V	1066	454	456	26	106	3	B	7693983
Multipoint Eco 100H	454	1207	456	30	130	3	B	7694024
Multipoint Eco 100V	1234	454	456	30	130	3	B	7694025

Please see pages 54 and 55 for accessories.

MULTIPOINT INSTANTANEOUS

Electric unvented storage

Multipoint Instantaneous is a compact instantaneous water heater. It can supply a shower outlet and / or spray tap, provided only one outlet is used at a time. Ideal for supplying hot water to a remote area, such as a garage or cloakroom.



2 YEAR WARRANTY

2

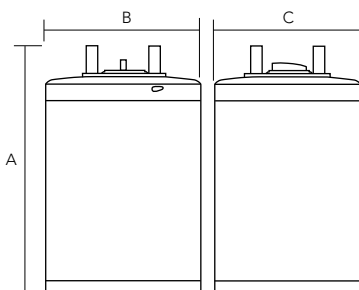
Product	A	B	C	Heating element	ErP rating	Order Code
	mm	mm	mm	kW		
Multipoint Instantaneous	210	160	104	7	A	95:050:424
Multipoint Instantaneous	210	160	104	9	A	95:050:425

Please see pages 54 and 55 for accessories.

HOTFLO 10 / 15

Electric unvented storage

Hotflo can service up to three basins and has a copper inner container, requiring no anode, to achieve optimum performance in terms of durability and corrosion-resistance. A temperature and pressure relief valve or thermostatic blending valves (if required), can be ordered separately.



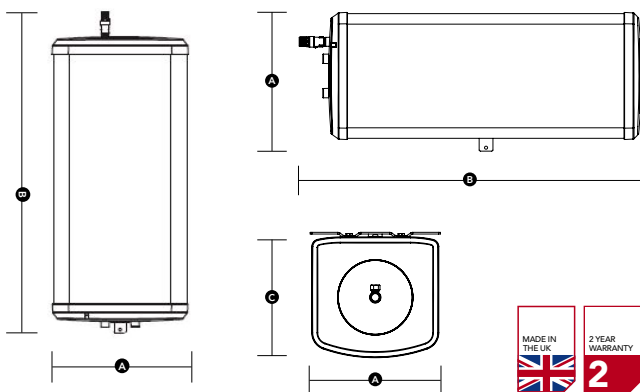
Product	A	B	C	Weight		Heating element kW	ErP rating	Order Code
	mm	mm	mm	(empty) kg	(full) kg			
Hotflo 10	500	267	252	6.5	16.5	2.2	B	95:050:148
Hotflo 15	656	267	252	8.4	23.4	2.2	B	95:050:149

Please see pages 54 and 55 for accessories.

HOTFLO 50 / 80 / 100

Electric unvented storage

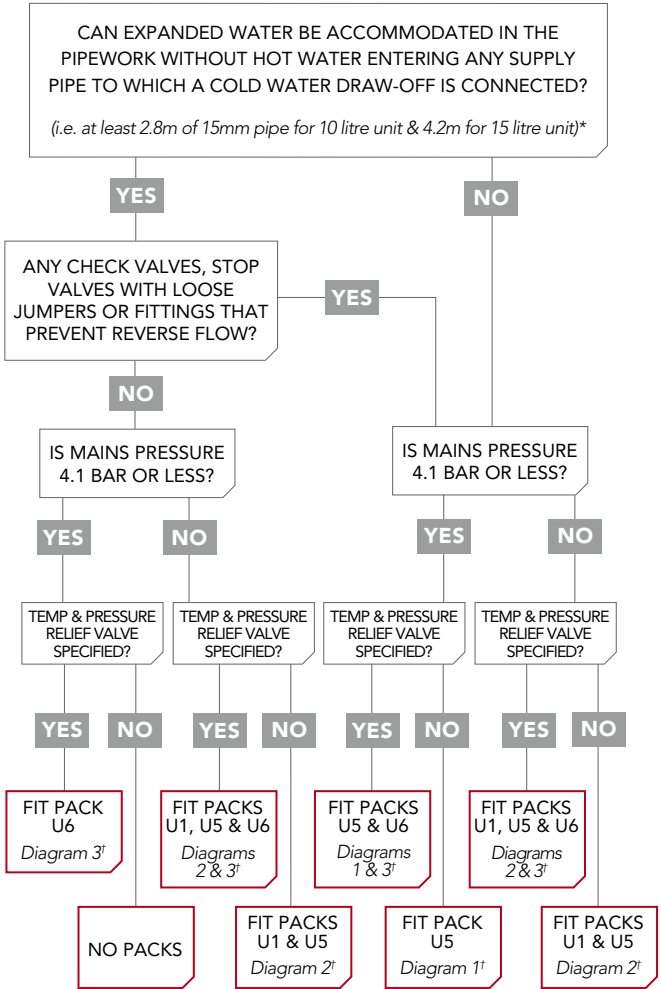
The larger capacity Hotflo units can provide water to larger premises with multiple basin requirements. With no need for a cold water cistern, Hotflo offers greater siting flexibility and works with either standard or mixer taps. Available in both horizontal and vertical orientations.



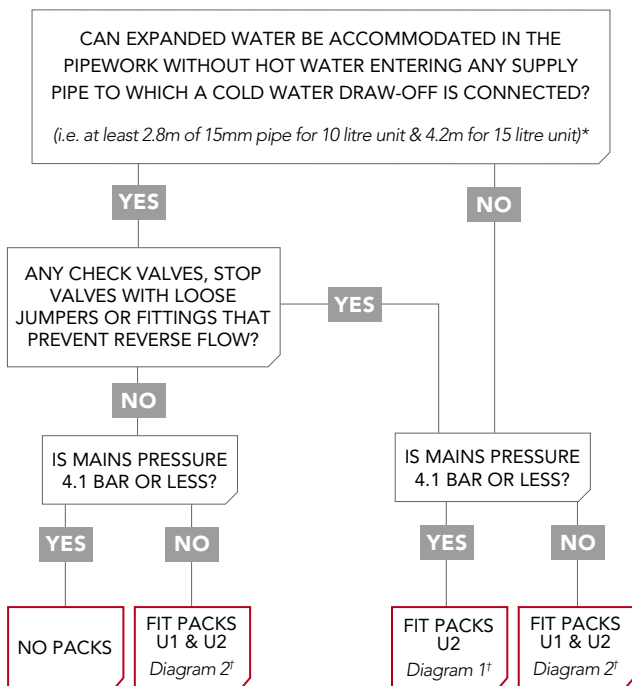
Product	A	B	C	Weight		Heating element	ErP rating	Order Code
				(empty) kg	(full) kg			
Hotflo 50H	371	997	350	21.2	71.2	3	C	7037030
Hotflo 80H	454	1038	454	26.2	106.2	3	C	7037032
Hotflo 100H	454	1207	454	30.2	130.2	3	C	7037034
Hotflo 50V	1007	371	350	21.2	71.2	3	C	7700739
Hotflo 80V	1066	454	454	26.2	106.2	3	C	7700780
Hotflo 100V	1234	454	454	30.2	130.2	3	C	7700781

Please see pages 54 and 55 for accessories.

PACK SELECTION GUIDE FOR HOTFLO



PACK SELECTION GUIDE FOR MULTIPOINT 10 & 15



*If the expansion in the cold main is restricted, for example by a stop valve, check valve or water meter, an accessory pack which includes an expansion vessel must be fitted. See diagrams 1 and 2 on page 56.

†See diagrams 1-4 on page 56.

MULTIPOINT & HOTFLO ACCESSORIES

When installing small unvented water heaters, it is essential that the correct accessory packs are used. The selection guides on pages 52-53 indicate the appropriate pack(s) for different heaters and situations. If the expansion in the cold main is restricted, for example by a stop valve, check valve or water meter, an accessory pack which includes an expansion vessel must be fitted. See diagrams 1 and 2 on page 56. A knowledge of the maximum incoming water pressure is an essential requirement prior to installation; where this is not known the local Water Authority should be consulted.

PACK U1 – COMBINED PRESSURE REDUCING VALVE & STRAINER



Pressure reducing valve limits pressure to 3.5 bar (50 psi).

Strainer filters coarse impurities from the water supply.

Connection ½" BSP female.

Installation Pack U1 must be installed on the cold inlet side of the heater and before the expansion vessel. Where possible, installation should be on the mains side of the cold water tap draw-off. This will result in balanced water supplies and is particularly important when mixers are used.

Pack U1 must be used with Pack U2 for Multipoint and Pack U5 for Hotflo.

PACK U3 – TMV2



Connection 15mm compression.

Allows water to be safely stored above 60°C.

Precisely controls outlet water temperature (range from 35°C to 60°C).

Lockable control knob and Fail-safe shutdown.

Incorporates check valves to prevent cross-contamination.

Operating pressure from 0.2 to 6 bar.

PACK U7 – TMV3



Connection 15mm compression.

Approved under the TMV3 scheme to the DO8 specification.

Allows water to be safely stored above 60°C.

Precisely controls outlet water temperature (range from 38°C to 46°C).

Fail-safe shutdown and a unique adjuster key to prevent unauthorised temperature adjustment.

Incorporates check valves to prevent cross-contamination.

Operating pressure from 0.2 to 5 bar.

Thermostatic blending valves allow water to be stored at high temperatures and blended with cold water to a preset outlet temperature. This provides over-temperature protection, and is ideal for the control of Legionellae and the extension of system capacities.

INSTALLATION ADVICE

We offer a dedicated specifier advice line to provide information and advice on specification and installation. This is supported by a fully-trained national sales team, all of whom are qualified to provide further guidance and support locally.

HOTFLO ACCESSORIES ONLY

PACK U5 – EXPANSION VESSEL & CHECK VALVE



The **expansion vessel** when fully charged, will absorb all expanded water produced during normal operation.

Connection 1/2" BSP male; precharged 4.1 bar.

The **check valve** prevents backflow of hot water and eliminates any possibility of cross-contamination between cold and hot water.

Connections 15mm compression.

Installation Pack U5 must be fitted on the inlet side and in close proximity to the heater as shown in diagram 1 and 2 on page 56.

PACK U6 – TEMPERATURE & PRESSURE RELIEF VALVE



The **temperature and pressure relief valve** is recommended to give an additional level of safety to Hotflo. It is pre-set to open at 7 bar (101.5 psi) and 90°C. Pack U6 is the only temperature and pressure relief valve recommended for use with Hotflo unvented heaters.

Connections Inlet and outlet 15mm compression drain 1/2" BSP female.

Installation Pack U6 valve is connected to the outlet connection on top of the Hotflo heater. See diagram 3 on page 56.

MULTIPOINT 10 & 15 ACCESSORIES ONLY

PACK U2 – EXPANSION VESSEL & CHECK VALVE



The **expansion vessel** when fully charged, will absorb all expanded water produced during normal operation.

Connection 1/2" BSP male; precharged 4.1 bar.

The **check valve** prevents backflow of hot water eliminating any cross-contamination between cold and hot water.

Connection 15mm compression.

The **expansion valve** opens at 6 bar (87 psi). It acts as a back-up to the expansion vessel.

Connection Inlet 1/2" BSP male, drain 1/2" BSP female.

Installation Pack U2, where used, must be installed in close proximity to the heater on the inlet side as shown in diagram 1 and 2 on page 56.

Product	Order Code
Pack U1	95:970:352
Pack U2	95:970:351
Pack U3	95:970:354
Pack U5	95:970:356
Pack U6	95:970:359
Pack U7	95:970:360

INSTALLATION GUIDES FOR MULTIPOINT 10 & 15 AND HOTFLO

DIAGRAM 1 For Inlet Water Pressure up to 4.1 bar (60 psi) where expansion down the mains is not possible

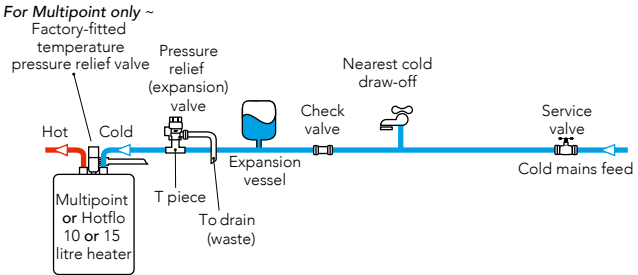


DIAGRAM 2 For Inlet Water Pressure above 4.1 bar (60 psi)

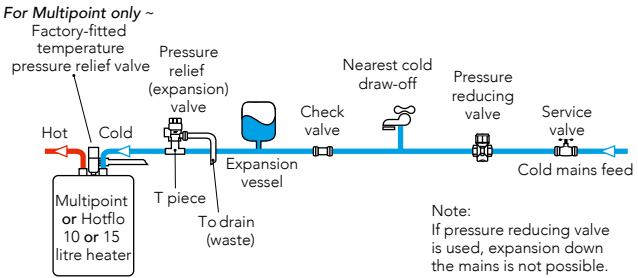


DIAGRAM 3 – For Hotflo only

Temperature and Pressure relief valve – additional safety feature. Suitable for use with diagram 1 or 2

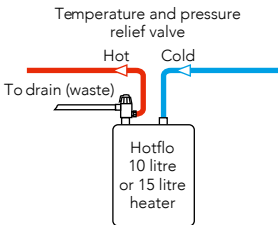
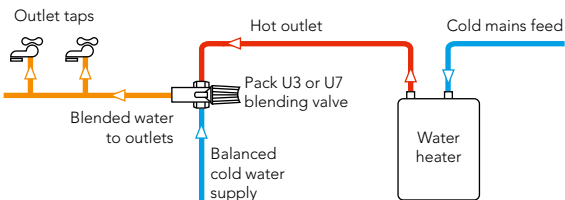


DIAGRAM 4 – TMV installation



PACKAGED SOLUTIONS

Heatrae Sadia packages provide a functional solution to space heating and water heating in space restricted environments.

Our combined packages approach provides a flexible solution suitable for the majority of living environments.

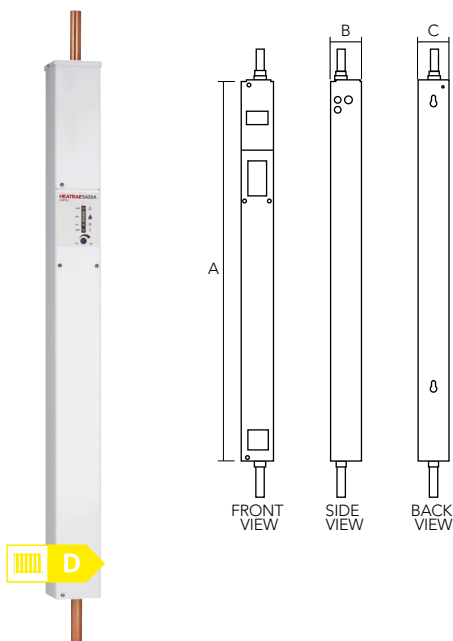
Heatrae Sadia produces a large variety of domestic products; everything from Electric Boilers to Hot Water Cylinders, which means our customers can create their own packages to suit the heating and hot water needs of the end user.



AMPTEC

Electric flow boiler

Amptec electric flow boilers provide wet central heating and can heat a domestic hot water tank / cylinder with the comfort and controllability of a gas central heating boiler. Models suitable for conventional radiator heating systems or for underfloor heating applications.



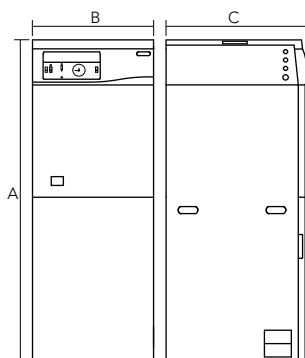
Product	A	B	C	Weight	Rating	ErP rating	Order Code
	mm	mm	mm	kg	kW		
Amptec C400 Standard	1050	90	90	7.3	4	D	95:022:001
Amptec C600 Standard	1050	90	90	7.5	6	D	95:022:002
Amptec C900 Standard	1050	90	90	7.5	9	D	95:022:003
Amptec C1100 Standard	1050	90	90	7.5	11	D	95:022:004
Amptec C1200 Standard	1050	90	90	7.5	12	D	95:022:005
Amptec U401 Underfloor	1050	90	90	8.5	4	D	95:022:101
Amptec U601 Underfloor	1050	90	90	8.5	6	D	95:022:102
Amptec U901 Underfloor	1050	90	90	8.5	9	D	95:022:103
Amptec U1101 Underfloor	1050	90	90	8.5	11	D	95:022:104
Amptec U1201 Underfloor	1050	90	90	8.5	12	D	95:022:105

Please see page 62 for accessories.

ELECTROMAX

Electric flow boiler with hot water

Electromax combines an electric wet central heating boiler with a 180 litre unvented cylinder to deliver heating and hot water with the same comfort and controllability as a gas system.



Product	A	B	C	Weight		ErP rating	Order Code
	mm	mm	mm	(empty) kg	(full) kg		
Electromax 6kW – Radiator	1476	550	600	74	256	C* / D†	95:022:234
Electromax 6kW – Underfloor	1476	550	600	74	256	C* / D†	95:022:227
Electromax 9kW – Radiator	1476	550	600	74	256	C* / D†	95:022:236
Electromax 9kW – Underfloor	1476	550	600	74	256	C* / D†	95:022:226

*Water heating / †Space heating

ELECTRIC BOILER ACCESSORIES

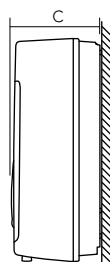
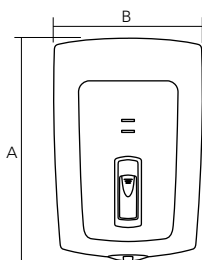
Product	Order Code
AMPTEC	
Relay RL1	95:970:134
Relay RL2	95:970:135
Relay RL3	95:970:136



SUPREME 150 / 165 / 180

Wall mounted boiling water

A range of three instant boiling water dispensers with a white high-impact thermoplastic casing.



Product	A	B	C	Weight		Capacity	Rating	Order Code
	mm	mm	mm	(empty) kg	(full) kg	litres	kW	
Supreme 150	445	290	190	5.6	8.4	2.5	2.5	95:200:252
Supreme 165	510	335	200	6.9	11.8	5	2.5	95:200:253
Supreme 180	510	335	262	7.9	15.4	7.5	2.5	95:200:254

Please see page 70 for accessories.

Please see page 15 for mug and cup capacities and a product selection guide to help you choose the right model for your application.

SUPREME 150 SS / 165 SS / 180 SS

Wall mounted boiling water

A range of three instant boiling water dispensers with an ultra modern fingerprint resistant stainless steel casing and a heavy duty satin chrome lever.



Product	A	B	C	Weight		Capacity litres	Rating kW	Order Code
	mm	mm	mm	(empty) kg	(full) kg			
Supreme 150 SS	423	337	203	6.4	12	2.5	2.5	95:200:240
Supreme 165 SS	501	337	203	7.3	16	5	2.5	95:200:241
Supreme 180 SS	506	337	262	8.3	21	7.5	2.5	95:200:242

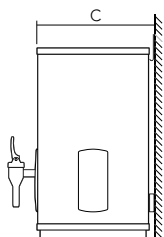
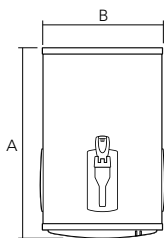
Please see page 70 for accessories.

Please see page 15 for mug and cup capacities and a product selection guide to help you choose the right model for your application.

SUPREME 220 SS / 250 SS

Wall mounted boiling water

A range of four instant boiling water dispensers with an ultra modern fingerprint resistant stainless steel casing and a heavy duty satin chrome tap handle. Option to fit up to two additional taps for high demand applications.



Product	A	B	C	Weight		Capacity	Rating	Order Code
	mm	mm	mm	(empty) kg	(full) kg	litres	kW	
Supreme 220 SS	585	397	366	21	36	10	3	95:200:243
Supreme 250 SS	655	397	366	22	42	15	3	95:200:244

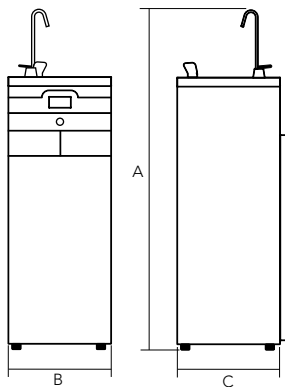
Please see page 70 for accessories.

Please see page 15 for mug and cup capacities and a product selection guide to help you choose the right model for your application.

SUPERCHILL 30F

Water chillers

A floor-mounted, steel-bodied chilled water dispenser with built-in replaceable filter. Supplied with both a filler tap and a water fountain, SuperChill 30F can provide up to 30 litres per hour of purified, chilled water from 6°C to 12°C.



2 YEAR WARRANTY

2

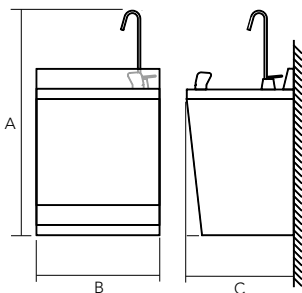
Product	A	B	C	Weight		Output	Rating	Order Code
	mm	mm	mm	(empty) kg	(full) kg	litres/per hr	W	
SuperChill 30F	1230	325	340	29	31	30	207	95:200:225

Please see page 70 for accessories.

SUPERCHILL 30W

Water chillers

A wall-mounted, steel bodied chilled water dispenser with built-in replaceable filter. Supplied with both a filler tap and a water fountain, SuperChill 30W provides up to 30 litres per hour of purified, chilled water and can be mounted low for use in schools or wheelchair access.



2 YEAR WARRANTY

2


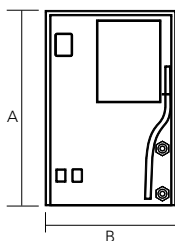
Product	A	B	C	Weight		Output	Rating	Order Code
	mm	mm	mm	(empty) kg	(full) kg	litres/per hr	W	
SuperChill 30W	775	432	360	26	27	30	207	95:200:226

Please see page 70 for accessories.

SUPERCHILL 30B

Water chillers

An undercounter mounted, steel bodied chilled water dispenser. Supplied with a filler tap, SuperChill 30B uses ice-bank technology to provide up to 30 litres per hour or 7 litres at any one time of chilled drinking water from 3°C to 10°C.



2 YEAR
WARRANTY

2

Product	A	B	C	Weight		Output	Rating	Order Code
	mm	mm	mm	(empty) kg	(full) kg	litres/per hr	W	
SuperChill 30B	405	255	400	25	27	30	180	95:200:227

Please see page 70 for accessories.


ACCESSORIES

Product	Order Code
Supreme / SuperChill 30B inset drip tray with waste	95:970:123
Supreme / SuperChill 30B free standing drip tray	95:970:128
Supreme counter stand for 150 / 150 SS	95:970:132
Supreme counter stand for 165 / 165 SS / 180 / 180 SS	95:970:133
Supreme additional tap for 220 SS / 250 SS	95:970:402
Water filter kit	7036000
Water filter kit high capacity	7036010
Water filter cartridge	7036005
Water filter cartridge high capacity	7036015
Water hammer arrestor	95:970:054

HANDY 3 / 7

Handwash

A choice of instantaneous hand wash units, for a cost-effective means of providing hot water for handwashing. Simple operation with a single-turn rotary control dial, 'Power On' indicator and durable 200mm swivel spout. Also available as a 'no-touch' unit.



Product	A	B	C	Heating element	ErP rating	Order Code
	mm	mm	mm	kW		
Handy 3	369	151	98	3.1	A	95:020:113
Handy 7	369	151	98	7.2	A	95:020:114
Handy No Touch	369	151	87	3.1	A	95:020:115
Extended spout (380mm)						95:970:558

DATA

GUIDELINES FOR USAGE OF HOT WATER

Handwashing	1 to 2.5 litres per person (40°C)
Kitchen sink	2 to 7 litres per meal (60°C)
Cleaning	10 litres per day (60°C)
Bath	60 litres per bath (60°C)
Hairdressing	10 litres per shampoo (40°C)
Dishwasher	2 litres per meal (60°C)
Washing machine	20 litres per cycle (60°C)
Showers	from 15 litres per person (40°C) per 4 mins (Instantaneous)

The above quantities are intended as a guideline. Individual installation requirements should be calculated before selecting the correct water heater.

USEFUL FORMULAE

Time and loading calculations to heat water (excluding heat losses)

$$\begin{aligned}\text{Time in minutes} &= \frac{\text{Litres} \times \text{Temp Rise } ^\circ\text{C}}{\text{kW loading} \times 14.3} \\ &= \frac{\text{Gallons} \times \text{Temp Rise } ^\circ\text{F}}{\text{kW loading} \times 5.7}\end{aligned}$$

$$\begin{aligned}\text{kW loading required} &= \frac{\text{Litres} \times \text{Temp Rise } ^\circ\text{C}}{\text{Time in minutes} \times 14.3} \\ &= \frac{\text{Gallons} \times \text{Temp Rise } ^\circ\text{F}}{\text{Time in minutes} \times 5.7}\end{aligned}$$

Mean temperature of mixed water

$$\begin{aligned}\text{Mean temp} &= \frac{(\text{Litres hot} \times \text{Temp hot}) + (\text{Litres cold} \times \text{Temp cold})}{\text{Total (Hot + Cold) litres}} \\ &= \frac{(\text{Gallons hot} \times \text{Temp hot}) + (\text{Galls cold} \times \text{Temp cold})}{\text{Total (Hot + Cold) Galls}}\end{aligned}$$

Capacity of cylinder

$$\begin{aligned}\text{Litres} &= \frac{\text{Dia}^2 \times \text{Height (dimensions in cm)}}{1273} \\ \text{Gallons} &= \frac{\text{Dia}^2 \times \text{Height (dimensions in inches)}}{353}\end{aligned}$$

Capacity of tank

$$\begin{aligned}\text{Litres} &= \frac{\text{Length} \times \text{Breadth} \times \text{Height (dimensions in cm)}}{1000} \\ \text{Gallons} &= \frac{\text{Length} \times \text{Breadth} \times \text{Height (dimensions in inches)}}{277}\end{aligned}$$

Temperature conversion

$$\begin{aligned}^\circ\text{C} &= (\text{°F} - 32) \times 5 / 9 \\ ^\circ\text{F} &= (\text{°C} \times 9 / 5) + 32\end{aligned}$$

PHYSICAL CONSTANTS

Length

1 metre	= 3.28 ft
1 foot	= 30.5 cm

Volume

1 gallon	= 4.54 litres
	= 277 cu ins.
	= 10 lbs (water)
1 litre	= 0.22 gals
	= 1000 cm ³
	= 1kg (water)
1000 litres	= 1m ³

Weight

1lb	= 0.45kg
1kg	= 2.21lbs

Pressure

1bar	= 14.5 psi
	= 100 kN/m ²
1 foot head of water	= 0.434 psi
1 meter head of water	= 9.8 kN/m ²
1 Kilocalorie (kcal)	= the heat required to raise 1kg of water through 1°C
	= 4187 Joules
	= 3.97 Btu
1 British Thermal Unit (Btu)	= the heat required to raise 1lb of water through 1°F
	= 17.6 watt minutes
	= 0.252 kcal
1 kW Hour	= 3412 Btu
	= 860 kcal
1 Joule	= 1 watt second (Ws)

INSTANTANEOUS PERFORMANCE CALCULATIONS

Temperature rise °C	= $\frac{\text{kW Loading} \times 14.3}{\text{Litres per minute flow}}$
Litres per minute flow	= $\frac{\text{kW Loading} \times 14.3}{\text{Temp rise } ^\circ\text{C}}$
Temperature rise °F	= $\frac{\text{kW Loading} \times 5.7}{\text{Gallons per minute flow}}$
Gallons per minute flow	= $\frac{\text{kW Loading} \times 5.7}{\text{Temp rise } ^\circ\text{F}}$

INSTANTANEOUS HEATERS

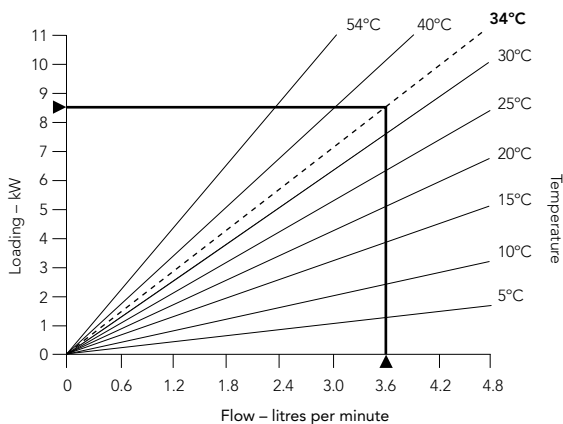
Pressure in P.S.I. for different heads of water

Head feet	Pressure lb/in ²
1	0.4
2	0.9
3	1.3
4	1.7
5	2.2
6	2.6
7	3
8	3.5
9	3.9
10	4.3
11	4.8
12	5.2
13	5.6
14	6.1
15	6.5
16	6.9
17	7.4
18	7.8
19	8.2
20	8.7
21	9.1
22	9.5
23	10
24	10.4
25	10.8

Pressure in kilo Newtons per square metre for different heads of water

Head metres	Pressure kN/m ²
0.5	5
1	10
1.5	15
2	20
2.5	25
3	29
3.5	34
4	39
4.5	44
5	49
5.5	54
6	59
6.5	64
7	69
7.5	74
8	78
8.5	83
9	88
9.5	93
10	98
11	108
12	118
13	127
14	137
15	147
16	157
17	167
18	177
19	186
20	196
21	206
22	216
23	226
24	235
25	245

FLOW-LOAD AND TEMPERATURE RISE CHART



RECOVERY CHART

Approximate time in minutes to heat water

Loading Kilowatts	Litres heated through 50°C															
	5	7	10	15	30	60	80	100	150	200	250	300	400	600	800	1000
1	18	25	35	55	105	210	280	-	-	-	-	-	-	-	-	-
2	9	13	18	27	55	105	140	175	265	-	-	-	-	-	-	-
3	6	9	12	18	35	70	95	120	175	295	-	-	-	-	-	-
4	5	7	9	14	27	55	70	90	135	220	265	-	-	-	-	-
6	3	5	6	9	18	35	50	60	90	150	175	235	350	585	-	-
8	3	4	5	7	14	27	35	45	70	110	135	185	265	440	-	-
9	2	3	4	6	12	24	31	40	60	100	120	160	235	390	-	-
12	2	2	3	5	9	18	24	30	45	75	90	120	175	295	-	-
15	2	2	3	4	7	14	19	24	35	50	60	95	140	235	-	-
18	1	2	2	3	6	12	16	20	30	40	50	80	120	190	235	-
24	1	1	2	3	5	9	12	15	22	30	40	60	90	160	150	-
36	1	1	1	2	3	6	8	10	15	25	30	40	60	120	100	-

Loading Kilowatts	Gallons heated through 100°F															
	1	1.5	2	3	5	12	15	20	30	40	50	60	80	100	125	
0.75	24	40	50	75	120	285	-	-	-	-	-	-	-	-	-	-
1	18	27	40	55	90	215	265	-	-	-	-	-	-	-	-	-
1.5	12	18	24	40	60	145	180	235	355	-	-	-	-	-	-	-
2	9	14	18	27	45	110	135	180	265	355	-	-	-	-	-	-
3	6	9	12	18	30	75	90	120	180	235	295	355	470	590	735	-
4	5	7	9	14	22	55	70	90	135	180	220	265	355	440	555	-
6	3	5	6	9	15	40	45	60	90	120	150	180	235	295	370	-
8	3	4	5	7	11	27	35	45	70	90	110	135	180	220	280	-
9	2	3	4	6	10	24	30	40	60	80	100	120	160	200	245	-
12	2	3	3	5	8	18	22	30	45	60	75	90	120	150	185	-
15	2	2	3	4	6	15	18	24	40	50	60	75	95	120	150	-
18	1	2	2	3	5	12	15	20	30	40	50	60	80	100	125	-
24	1	2	2	3	4	9	11	15	22	30	40	45	60	75	95	-
36	1	1	1	2	3	6	8	10	15	20	25	30	40	50	65	-

WARRANTY

THE MEGAFLO DOMESTIC & COMMERCIAL WARRANTY

The Megaflo Domestic and Commercial Warranty covers any Megaflo cylinder or calorifier installed in domestic properties against corrosion for 30 years on the inner tank and 2 years on all other components.

HEATRAE SADIA WARRANTY



All Heatrae Sadia warranties are applicable against faulty manufacture or materials provided that the product:

Has been correctly installed as per the instructions contained in the instruction manual and all relevant codes of practice and regulations in force at the time of installation.

Has not been modified in any way, other than by Heatrae Sadia or Baxi Customer Support.

Has been regularly maintained in accordance with the instructions contained in the instruction manual.

Has not been damaged by frost or due to scale.

Has only been used with potable water.

Has not been tampered with or been subjected to misuse or neglect.

Registration card has been completed by the user and returned to Heatrae Sadia within 60 days of installation together with the proof of purchase.

Has been installed in the UK.

The warranty is transferable.

The warranty does not affect your statutory rights.

Visit heatraesadia.com for full terms and conditions of warranties.

The pace of product development is such that we reserve the right to change product specifications without notice. We do, however, strive to ensure that all information in this catalogue is accurate at the time of going to publication.

Heatrae Sadia wishes to make it clear that it owns all the original designs of the products which it manufactures (whether or not listed in this catalogue) and that it will take all necessary legal action, in any part of the world, against any party found to be manufacturing, selling or otherwise dealing with any article which infringes Heatrae Sadia's copyrights or patents in its products, or any other right of Heatrae Sadia therein.

SPECIFICATION ADVICE HOTLINE

t | 0344 871 1535 **e** | specifier@heatraesadia.com

AFTER SALES SERVICE

t | 0344 871 1535 **e** | hsh.technical@baxi.co.uk

CYLINDERS & ELECTRIC BOILERS AFTER SALES SERVICE

t | 0344 871 1535 **e** | heatrae.bcs@baxi.co.uk

w | heatraesadia.com



OUR NATIONWIDE NETWORK OF CUSTOMER SUPPORT ENGINEERS

Heatrae Sadia has its very own dedicated nationwide network of highly trained customer support engineers so you can have peace of mind that we're always here to help.

PRODUCT RANGE

Full specification details on all our products are available to download from our website.

To support our corporate responsibility and sustainability charters and reduce our printed material, we encourage you to download product brochures from our website.

Heatrae Sadia may introduce modifications to their products from time to time. Consequently, the details given in this brochure are subject to alteration without notice.

Please follow us online:



This product is printed on paper sourced from well managed forests and other controlled sources. This product is printed using vegetable based inks. Please recycle this product when you have finished with it.